



Using PDMP Data as a Surveillance Tool

South Regional Meeting

Charleston, SC

April 29, 2014

Rebecca Poston, BPharm, MHL

Overview



- Roadmap to reduce prescription drug abuse and diversion
- Surveillance systems
- Effectiveness in morbidity and mortality reduction and health improvement

Background



- CDC declares prescription drug abuse an epidemic.
- Prescription drug abuse is Florida's fastest growing and deadliest public safety issue.
 - **1 in 8 deaths attributed to prescription drug overdose.**

PDMPs and Surveillance



- Purpose is to provide dispensing information to health care practitioners to guide prescribing and dispensing decisions of highly-abused prescription drugs.
- In combination with other data sources, a valuable tool to improve population health.

FL PDMP Dispensing Statistics



- Pharmacies report patient demographics, prescribing and dispensing data within 7 days of dispensing
 - **100 million dispensing records**
 - **7,028 dispensers**
 - **2.85 million records reported monthly**

ESSENCE



- Electronic Surveillance System for the Early Notification of Community based Epidemics (ESSENCE)
 - Emergency department
 - Merlin reportable disease
 - Florida Poison Information Network
 - Florida Office of Vital Statistics Death

Controlled Substance Registry



- Florida Drugs, Devices and Cosmetics Program collects and stores monthly reported controlled substance sales data.
- Sales data can be compared to dispensing data to identify abuse, misuse, and diversion.

Zohydro



- Extended release hydrocodone bitartrate, schedule II narcotic.
- Indicated for management of pain severe enough to require daily, around-the-clock, long-term treatment and for which alternative treatment options are inadequate.
- Available in 10mg, 15mg, 20mg, 30mg, 40mg, and 50mg capsules.
- Does not have tamper-resistant technologies.

Zohydro Utilization by Strength

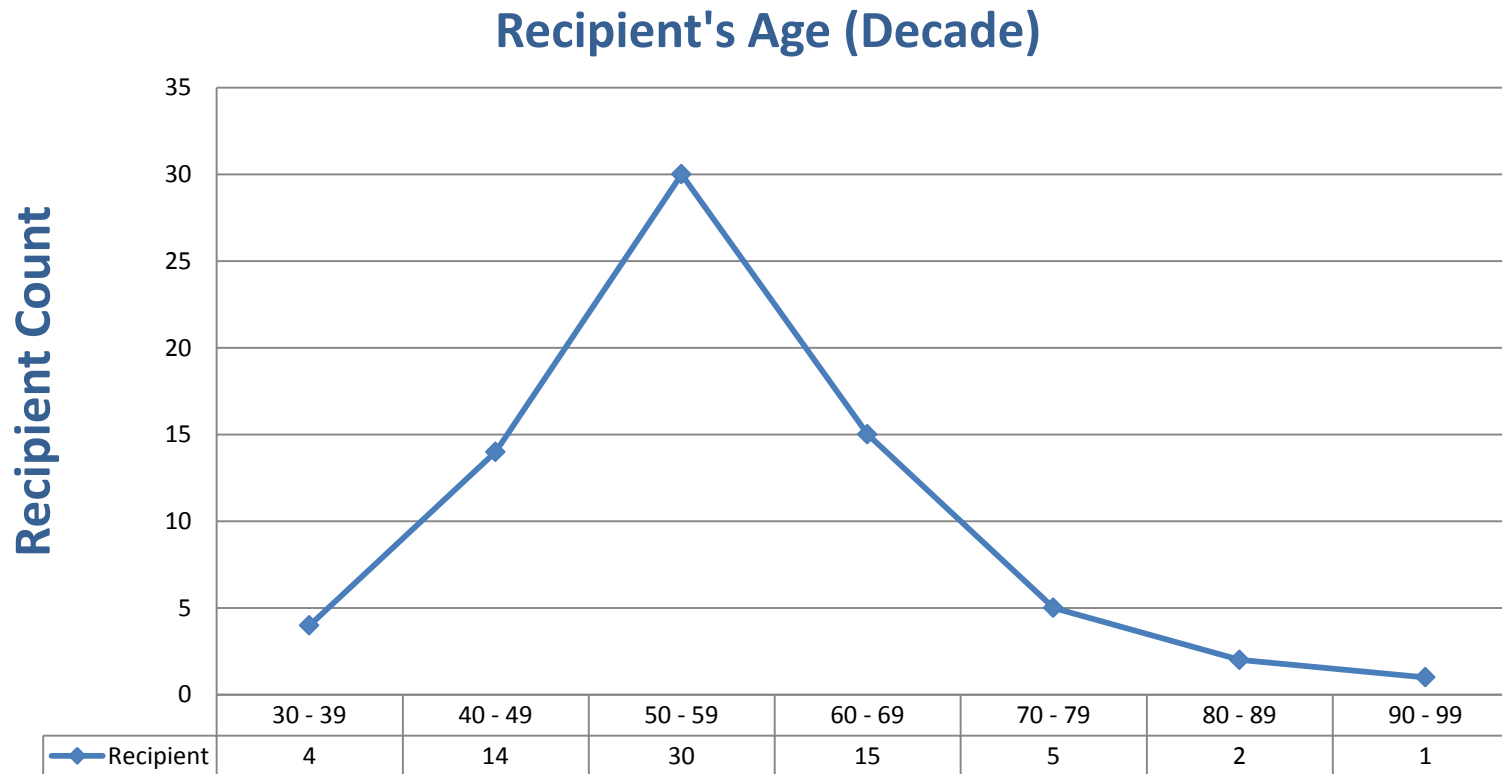


Zohydro Drug Usage 01/01/2014 through 3/31/2014

Drug Code	Rx Count	Qty Dispensed	Days of Supply
ZOHYDRO ER 10 MG CAPSULE	40	2151	1106
ZOHYDRO ER 15 MG CAPSULE	24	1429	709
ZOHYDRO ER 30 MG CAPSULE	5	296	148
ZOHYDRO ER 40 MG CAPSULE	5	254	127
TOTAL	74	4130	2090

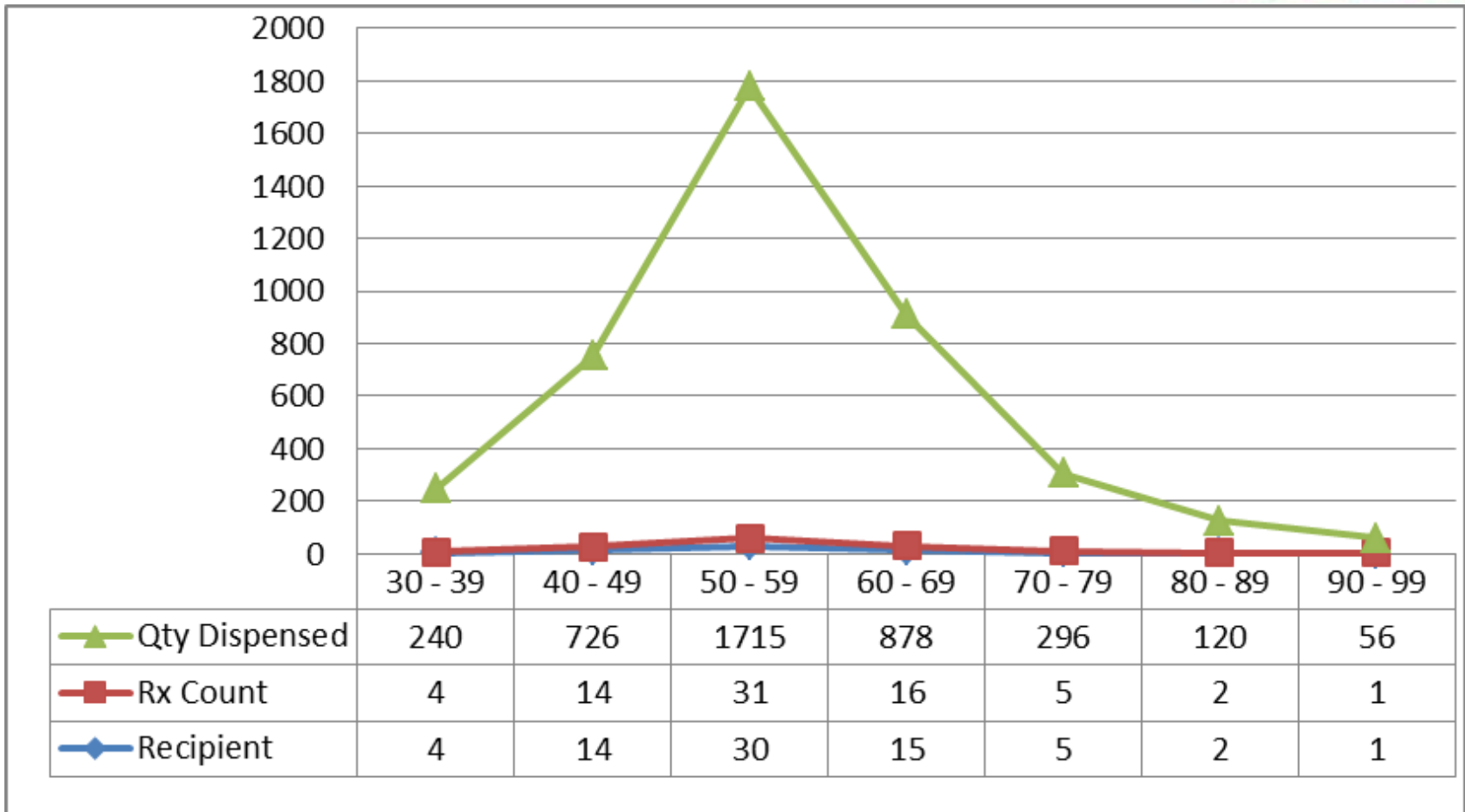
¹ FL DOH, Prescription Drug Monitoring Program, Zohydro Dispensing Statistics January 1, 2014 through March 31, 2014, retrieved April 21, 2014.

Zohydro Utilization by Recipient Age in Decades



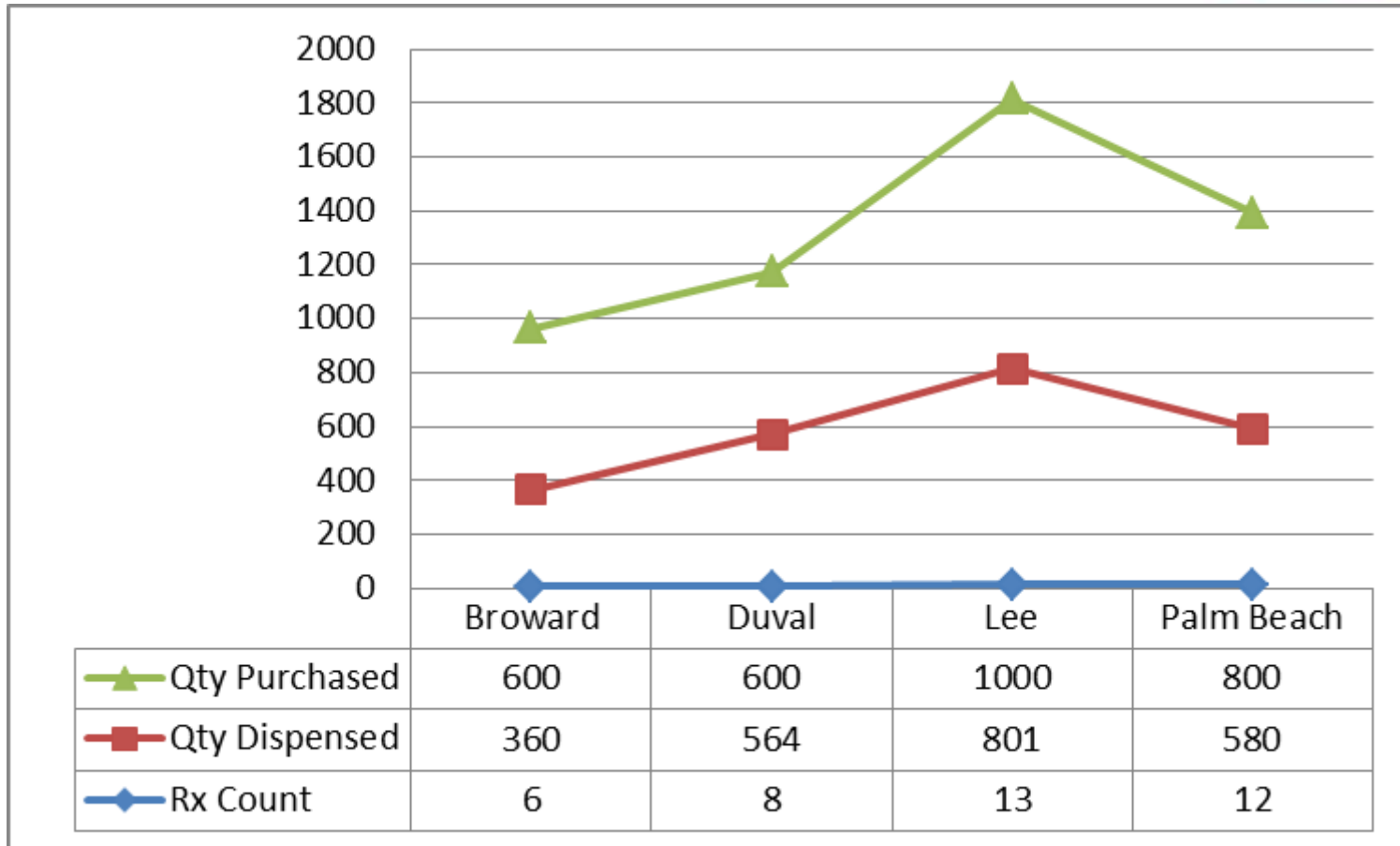
² FL DOH, Prescription Drug Monitoring Program, Zohydro Dispensing Statistics, Recipient Count by Age Group in Decades, January 1, 2014 through March 31, 2014, retrieved April 21, 2014.

Zohydro Utilization by Rx Count and Quantity Dispensed by Age Group in Decades



³ FL DOH, Prescription Drug Monitoring Program, Zohydro Dispensing Statistics, Recipient Count, Prescription Count, and Quantity Dispensed by Age Group in Decades, January 1, 2014 through March 31, 2014, retrieved April 21, 2014.

Zohydro Utilization by County



⁴ FL DOH, Prescription Drug Monitoring Program, Zohydro Dispensing Statistics for Top 4 Counties by Prescription Count, Quantity Dispensed and Quantity Purchased,, January 1, 2014 through March 31, 2014, retrieved April 21, 2014.

Conclusion



- Assess magnitude of problem and monitor implementation of programs or law changes.
- Assess changes in distribution trends.
- Identify specific groups at risk to enable predictions about patterns of distribution or occurrence.

Contact Information



Rebecca Poston, Program Manager

(850) 245-4444 x 3700

Rebecca.Poston@flhealth.gov

Program website:

www.e-forcse.com

www.hidinc.com/flpdmp

References



1. Florida Department of Health, Prescription Drug Monitoring Program Zohydro Dispensing Statistics January 1, 2014 through March 31, 2014, retrieved April 21, 2014, available upon request.
2. Florida Department of Health, Prescription Drug Monitoring Program, Zohydro Dispensing Statistics, Recipient Count by Age Group in Decades, January 1, 2014 through March 31, 2014, retrieved April 21, 2014.
3. Florida Department of Health, Prescription Drug Monitoring Program, Zohydro Dispensing Statistics, Recipient Count, Prescription Count, and Quantity Dispensed by Age Group in Decades, January 1, 2014 through March 31, 2014, retrieved April 21, 2014.
4. Florida Department of Health, Prescription Drug Monitoring Program, Zohydro Dispensing Statistics by Top 4 Counties by Prescription Count, Quantity Dispensed and Quantity Purchased,, January 1, 2014 through March 31, 2014, retrieved April 21, 2014.