



North Regional Meeting

Madison, WI

October 16, 2018

PER_x
Prescriber E-Recap_x

PERx Logo



Harold Rogers Grant-BJA 2017

PER_x Prescriber E-Recap_x

- How many patients you have prescribed opioids to as well as a comparison to those within your specialty.
- Morphine Milligram Equivalent (MME) information is broken out so you can readily see where your opioid prescribing falls within multiple
- MME ranges.
- Opioid treatment duration, which shows the percentage of patients who have been prescribed opioids for fewer than 7 days, 7 to 28 days, 29 to 90 days, or more than 90 days.
- K-TRACS usage, which shows exactly how much you and your delegate(s) are using the PDMP.
- Multiple Provider Episodes (MPE) provide a look at the number of your patients who have met or exceeded the K-TRACS threshold of 5/5/90 – five prescribers and five pharmacies within 90 days.
- Dangerous Combination Therapy provides you with details of your patient's combination therapies that may increase a patient's risk for overdose.

Harold Rogers Grant

<http://pharmacy.ks.gov/k-tracs/perx>



DATE: 5/30/2017

DATE COVERED BY THIS REPORT: 10/01/2016 - 03/31/2017

NAME: Carl Flansbaum

DEA#: MP2994425


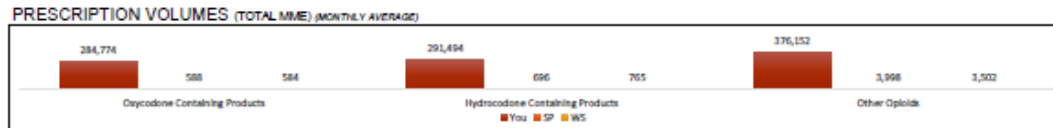
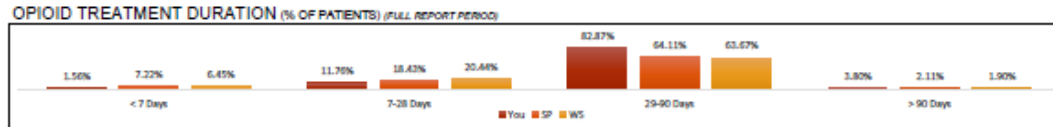
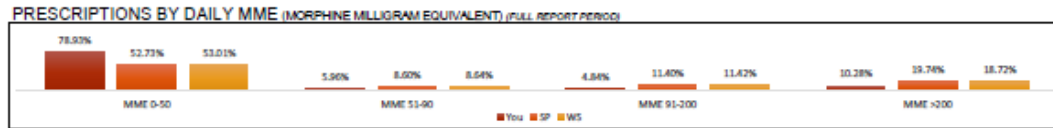
ROLE: Nurse Practitioner / Clinical Nurse Specialist

SPECIALTY: Specialist/Technologist, Health Information

MEMBER NUMBERS IN YOUR PEER GROUPS: SIMILAR PRESCRIBER (SP): 81 WITHIN YOUR SPECIALTY (WS): 98

NUMBER OF PERSONS FOR WHICH YOU PRESCRIBED OPIOIDS (MONTHLY AVERAGE)			NUMBER OF PRESCRIPTIONS YOU WROTE FOR OPIOIDS (MONTHLY AVERAGE)		
88	7	7	638	13	14
You	Similar Prescriber (SP)	Within your Specialty (WS)	You	Similar Prescriber (SP)	Within your Specialty (WS)

TOP MEDICATIONS PRESCRIBED (FULL REPORT PERIOD)		
DEXTROAMPHETAMINE SULF-SACCHARATE/AMPHETAMINE SULF-ASPARTATE	HYDROCODONE BITARTRATE/ACETAMINOPHEN	ACETAMINOPHEN WITH CODEINE PHOSPHATE



PDMP USAGE (MONTHLY AVERAGE)

PDMP REQUESTS BY YOU	PDMP REQUESTS BY YOUR DELEGATE(S)	SIMILAR PRESCRIBER AVERAGE	SPECIALTY FIELD AVERAGE
5	0	4	3

PATIENTS EXCEEDING MULTIPLE PROVIDER THRESHOLDS (FULL REPORT PERIOD)

PATIENTS EXCEEDING MULTIPLE PRESCRIBER THRESHOLD	PATIENTS EXCEEDING MULTIPLE PHARMACY THRESHOLD
25	15

DANGEROUS COMBINATION THERAPY

PRESCRIPTIONS FOR OPIOID + BENZO IN SAME MONTH		PRESCRIPTIONS FOR OPIOID + BENZO + CARISOPRODOL IN SAME MONTH	
25	35	15	20
BY YOU	BY YOU + OTHER PRESCRIBERS	BY YOU	BY YOU + OTHER PRESCRIBERS



Access to the Prescriber's Report Card

Navigation bar with the following elements:

- Menu** (hamburger icon)
- Admin** (gear icon)
- REYNE KENTON** (user name with dropdown arrow)

Home	Data	RxSearch	Insight	User Profile
Dashboard	Consolidation	Patient Request	New Reports	My Profile
PMP Announcements	Rx Management	Bulk Patient Search	Reports History	Default PMPi States
Quick Links	Account	Requests History	Reports Processing	Delegate Management
		Requests Processing		Password Reset
		MyRx		Log Out
		Patient Alerts		
		Prescriber Report		
		Requests Approval		

Comparative Member Numbers:



Similar Prescriber (SP):
2,242



Within your Specialty (WS):
3,381



YOUR PATIENTS RECEIVING OPIOIDS (MTH AVG)

You	Similar Prescriber (SP)	Your Specialty (WS)
55	96	72



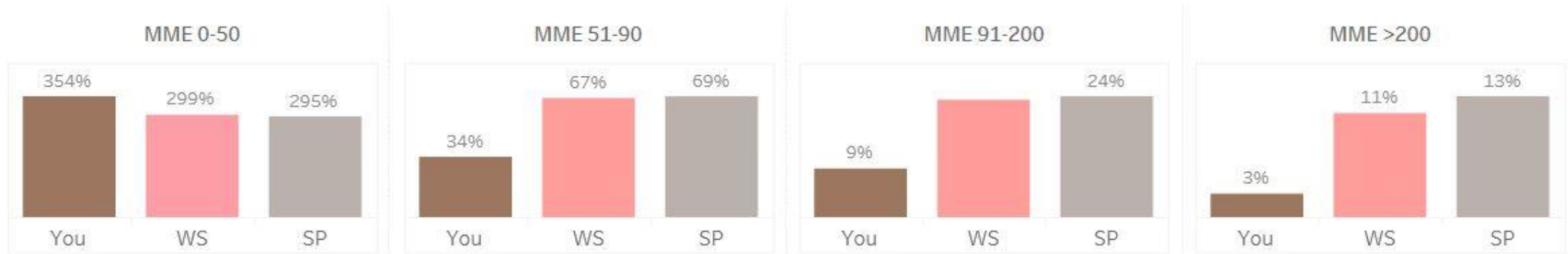
NUMBER OF OPIOID Rx YOU WROTE (MTH AVG)

You	Similar Prescriber (SP)	Your Specialty (WS)
61	120	86

Comparisons



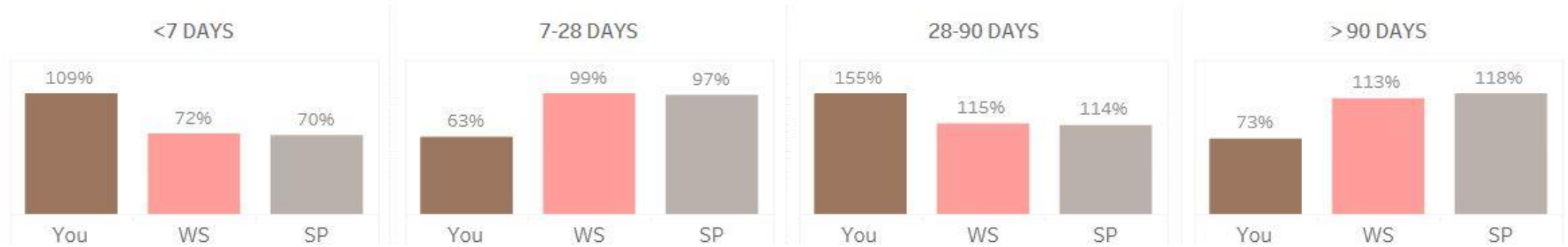
PRESCRIPTIONS BY MORPHINE MILLIGRAM EQUIVALENT (MME) (FULL REPORT PERIOD)



MME



OPIOID TREATMENT DURATION (% OF PATIENTS) (FULL REPORT PERIOD)



Opioid Treatment Duration



K-TRACS Usage



PRESCRIPTION DRUG MONITORING PROGRAM (PDMP) (MONTHLY AVERAGE)

PDMP REQUESTS BY YOU

PDMP REQUESTS BY YOUR
DELEGATE(S)

SPECIALTY FIELD

SIMILAR PRESCRIBER

21

0

13

14



Dangerous Combination Therapy



DANGEROUS COMBINATION THERAPY

PRESCRIPTIONS FOR OPIOID + BENZO IN SAME MONTH

PRESCRIPTIONS FOR OPIOID + BENZO + CARISOPRODOL IN SAME MONTH

By You

By You + Other Prescribers

By You

By You + Other Prescribers

35

49

10

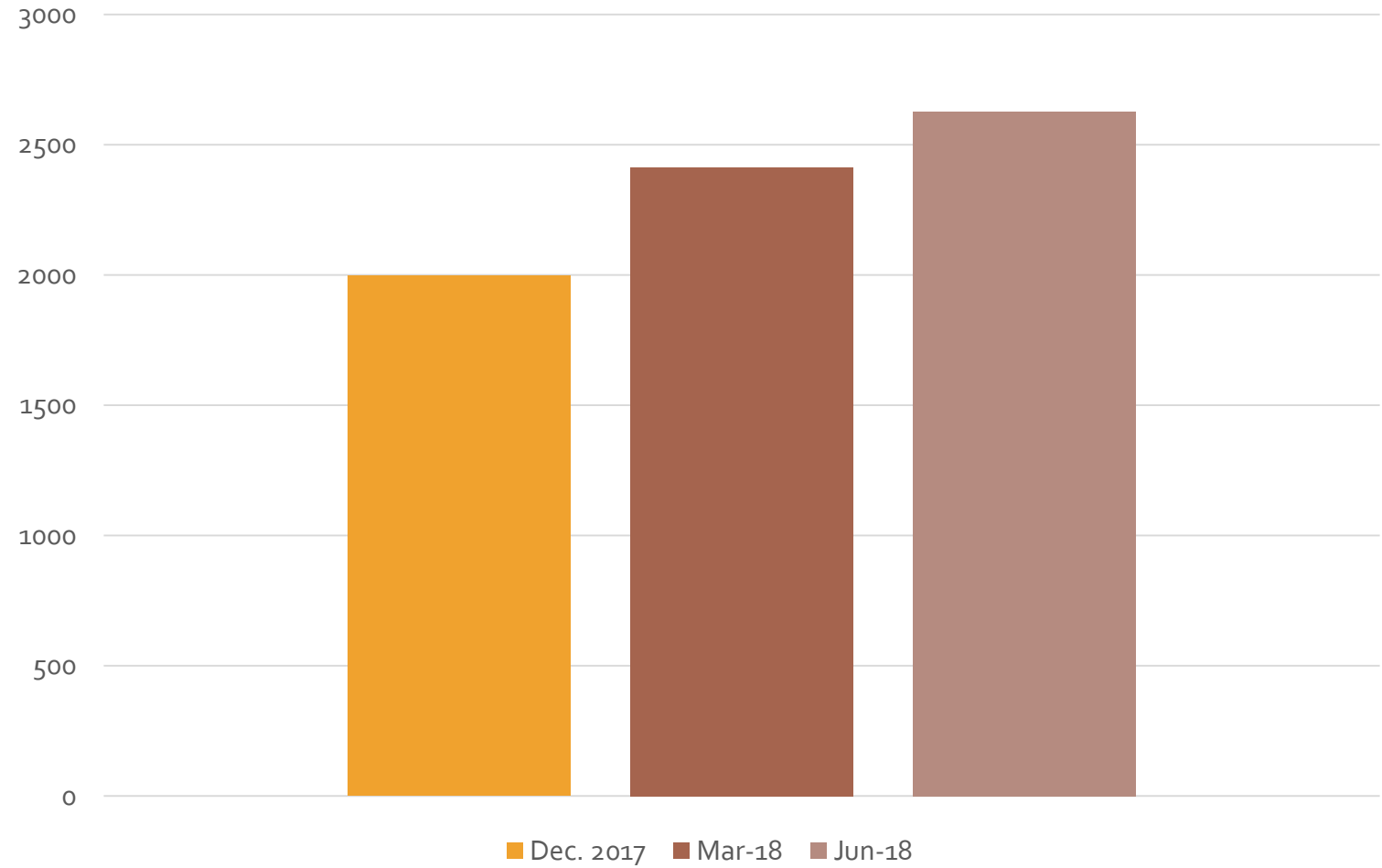
10



Sent Quarterly

Covers previous 6 months

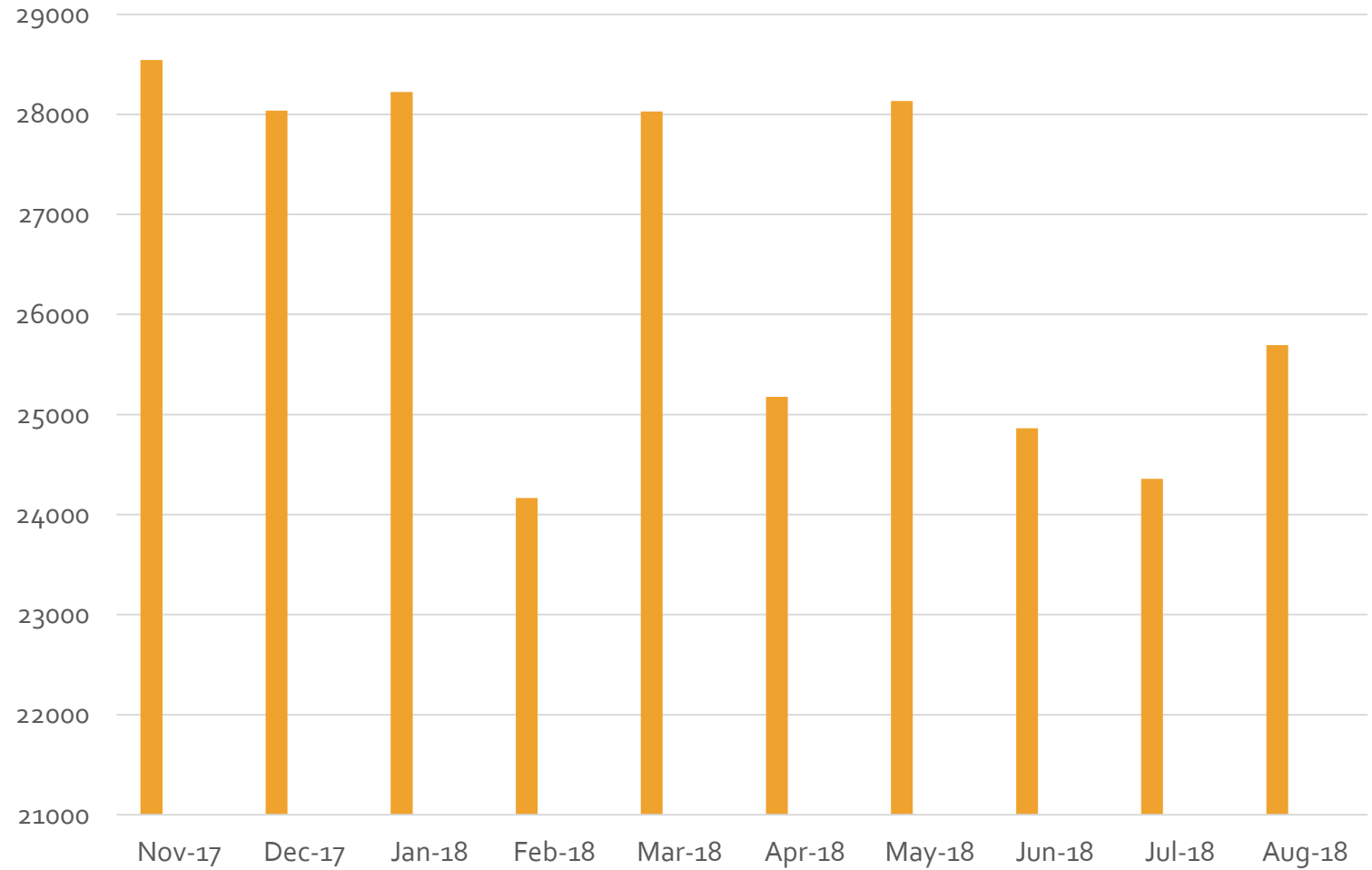
Number of PERx sent out





MME > 90

MME Greater than 90





Feedback from Prescribers

- PERx on all prescribers within a clinic or hospital
- PERx on a weekly or monthly basis
- Physician would like access to the PERx of the mid-levels they are supervising



Questions?

K-TRACS Office

Reyne.Kenton@ks.gov

785-296-6547