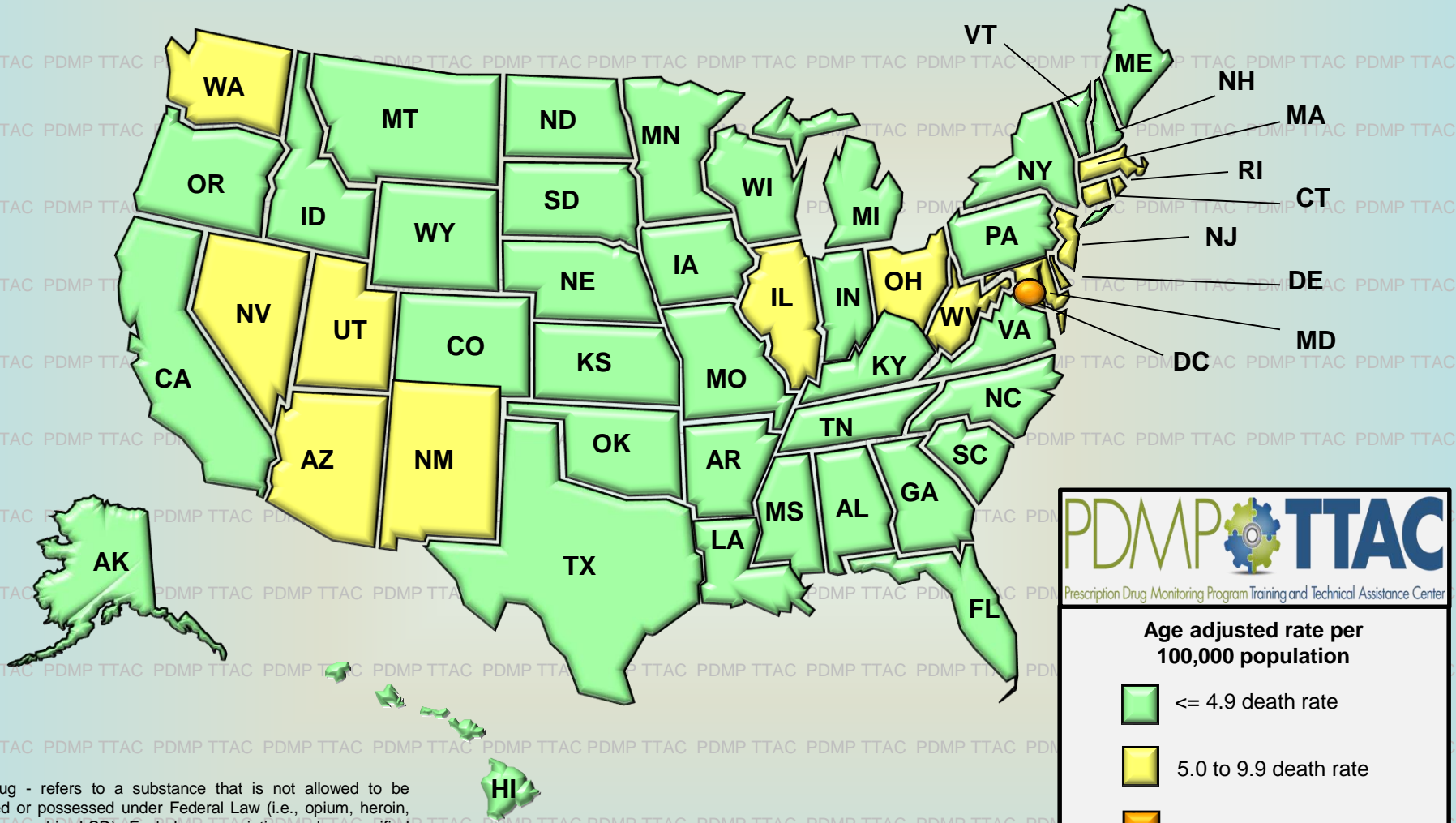


# 1999 - 2018 Average Death Rates for Illicit\* Drug Overdose by State

(move cursor over state abbreviation to display death rates by year)

[View Data Tables](#)



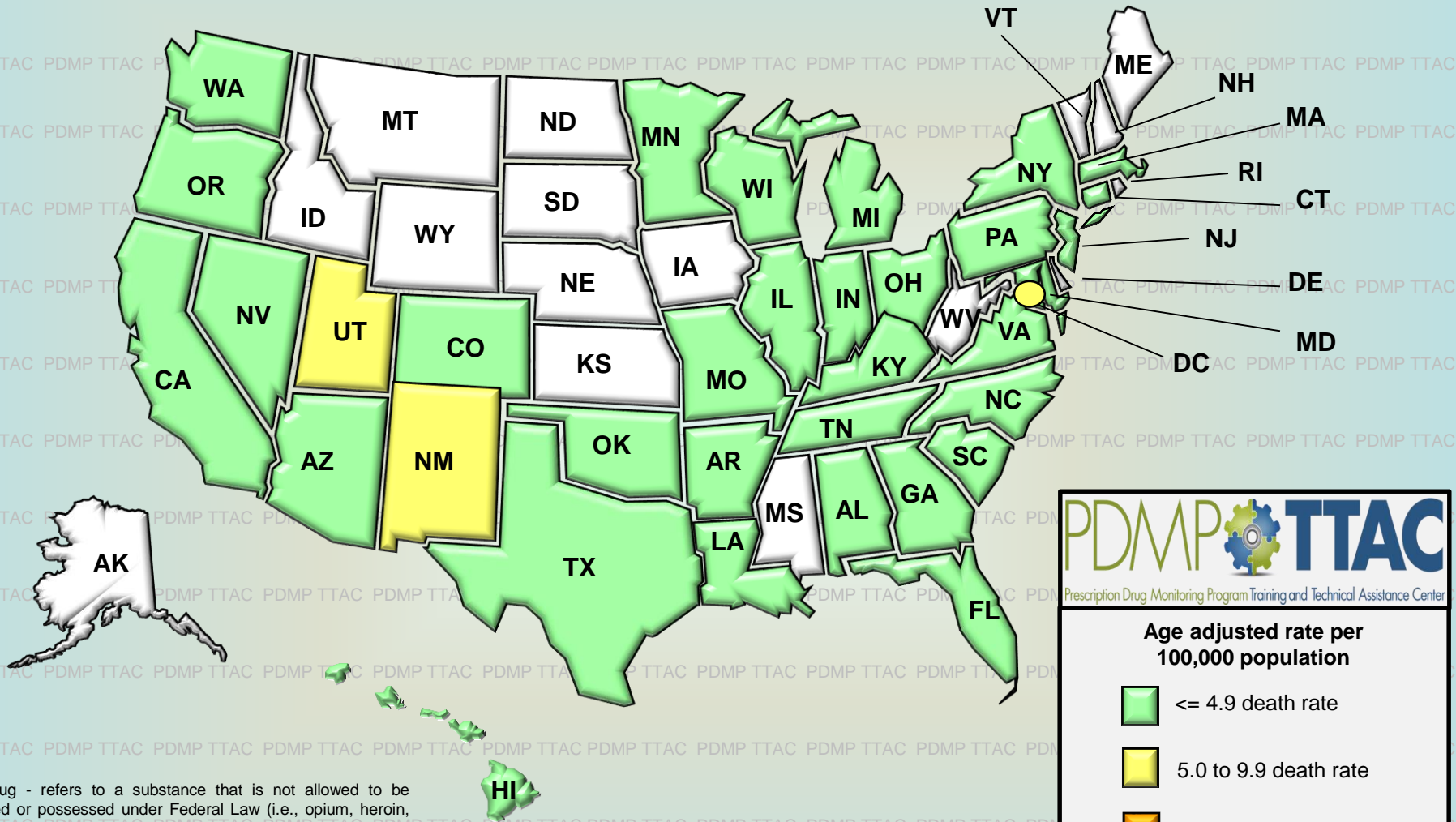
**PDMP TTAC**  
 Prescription Drug Monitoring Program Training and Technical Assistance Center

\*Illicit Drug - refers to a substance that is not allowed to be prescribed or possessed under Federal Law (i.e., opium, heroin, cocaine, cannabis, LSD). Excludes prescription and unspecified drugs.

\*\*Death rates based on counts of less than twenty (death count < 20) are flagged as "Unreliable". A death rate based on fewer than 20 deaths has a relative standard error (RSE(R)) of 23 percent or more. A RES(R) of 23 percent is considered statistically unreliable. Death counts and death rates are "Suppressed" when the figure represents zero to nine (0-9) persons.

Source: Centers for Disease Control and Prevention, National Center for Health Statistics. Multiple Cause of Death 1999-2018 on CDC WONDER Online Database, released 2020. Data are from the Multiple Cause of Death Files, 1999-2018, as compiled from data provided by the 57 vital statistics jurisdictions through the Vital Statistics Cooperative Program.

# 1999 Death Rates for Illicit\* Drug Overdose by State



**PDMP TTAC**  
 Prescription Drug Monitoring Program Training and Technical Assistance Center

**Age adjusted rate per 100,000 population**

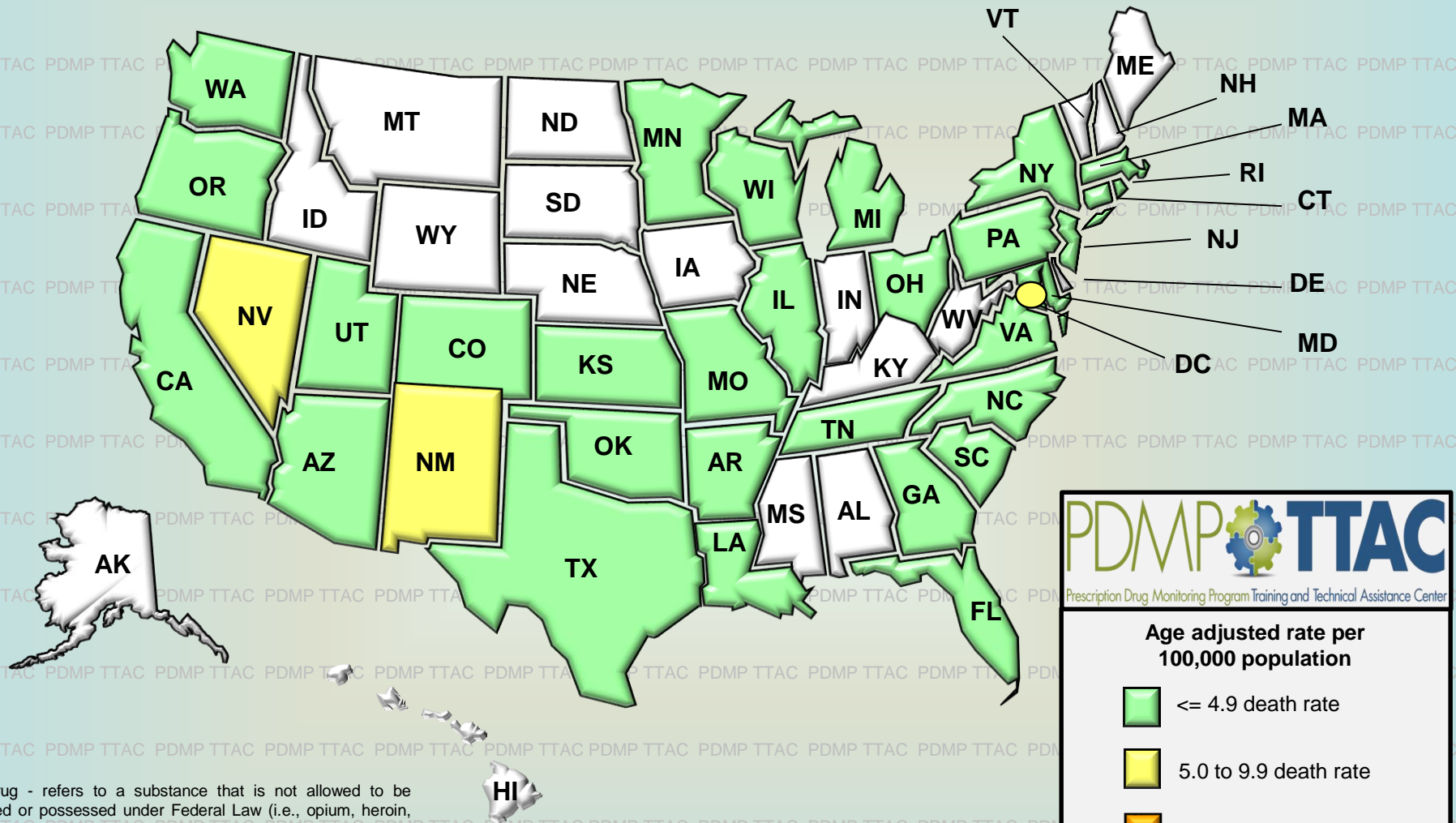
- <= 4.9 death rate
- 5.0 to 9.9 death rate
- 10.0 to 14.9 death rate
- >= 15.0 death rate
- Data unreliable or suppressed \*\*

\*Illicit Drug - refers to a substance that is not allowed to be prescribed or possessed under Federal Law (i.e., opium, heroin, cocaine, cannabis, LSD). Excludes prescription and unspecified drugs.

\*\*Death rates based on counts of less than twenty (death count < 20) are flagged as "Unreliable". A death rate based on fewer than 20 deaths has a relative standard error (RSE(R)) of 23 percent or more. A RES(R) of 23 percent is considered statistically unreliable. Death counts and death rates are "Suppressed" when the figure represents zero to nine (0-9) persons.

Source: Centers for Disease Control and Prevention, National Center for Health Statistics. Multiple Cause of Death 1999-2018 on CDC WONDER Online Database, released 2020. Data are from the Multiple Cause of Death Files, 1999-2018, as compiled from data provided by the 57 vital statistics jurisdictions through the Vital Statistics Cooperative Program.

# 2000 Death Rates for Illicit\* Drug Overdose by State



**PDMP TTAC**  
 Prescription Drug Monitoring Program Training and Technical Assistance Center

**Age adjusted rate per 100,000 population**

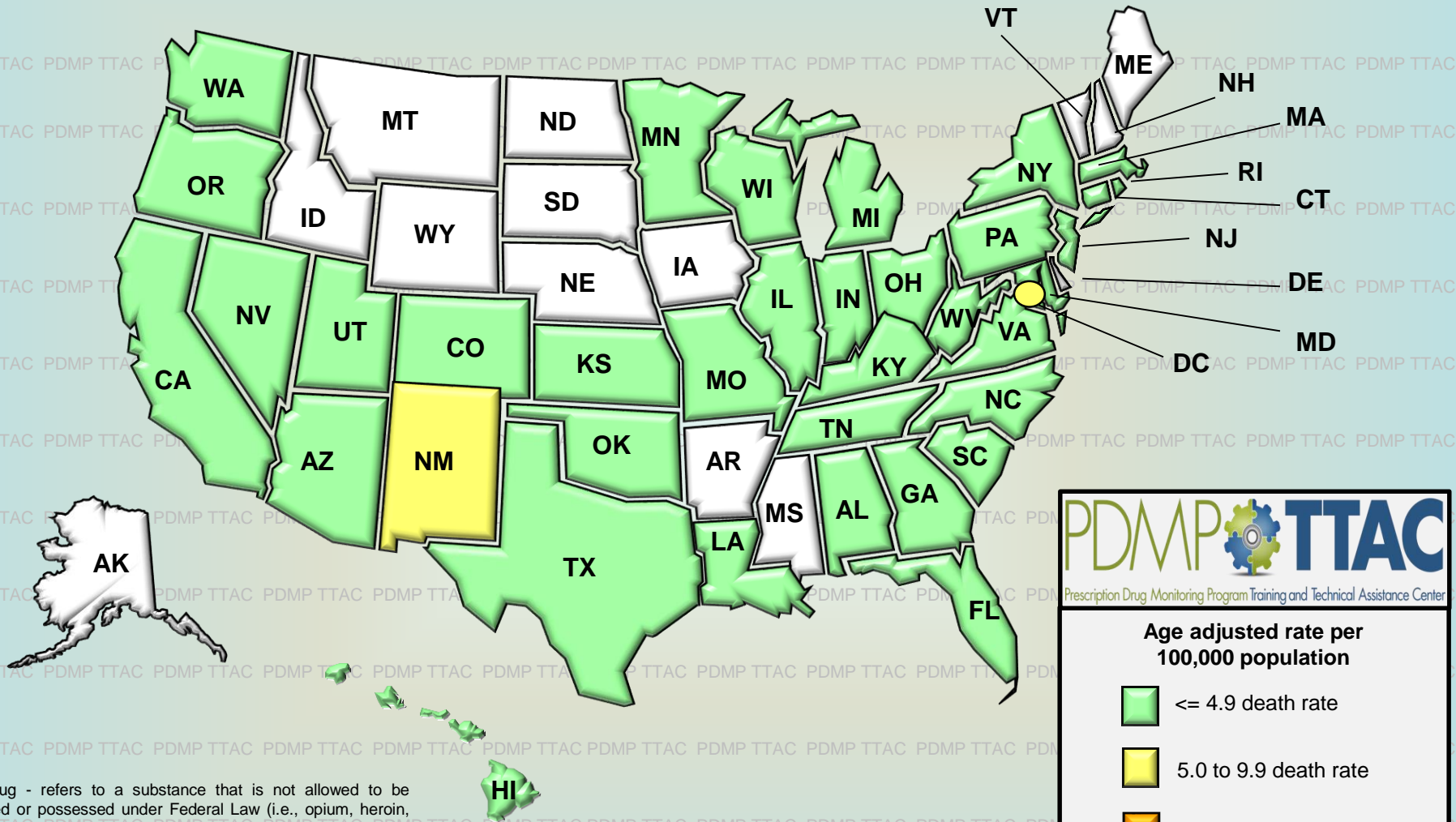
- <= 4.9 death rate
- 5.0 to 9.9 death rate
- 10.0 to 14.9 death rate
- >= 15.0 death rate
- Data unreliable or suppressed \*\*

\*Illicit Drug - refers to a substance that is not allowed to be prescribed or possessed under Federal Law (i.e., opium, heroin, cocaine, cannabis, LSD). Excludes prescription and unspecified drugs.

\*\*Death rates based on counts of less than twenty (death count < 20) are flagged as "Unreliable". A death rate based on fewer than 20 deaths has a relative standard error (RSE(R)) of 23 percent or more. A RES(R) of 23 percent is considered statistically unreliable. Death counts and death rates are "Suppressed" when the figure represents zero to nine (0-9) persons.

Source: Centers for Disease Control and Prevention, National Center for Health Statistics. Multiple Cause of Death 1999-2018 on CDC WONDER Online Database, released 2020. Data are from the Multiple Cause of Death Files, 1999-2018, as compiled from data provided by the 57 vital statistics jurisdictions through the Vital Statistics Cooperative Program.

# 2001 Death Rates for Illicit\* Drug Overdose by State



**PDMP TTAC**  
 Prescription Drug Monitoring Program Training and Technical Assistance Center

**Age adjusted rate per 100,000 population**

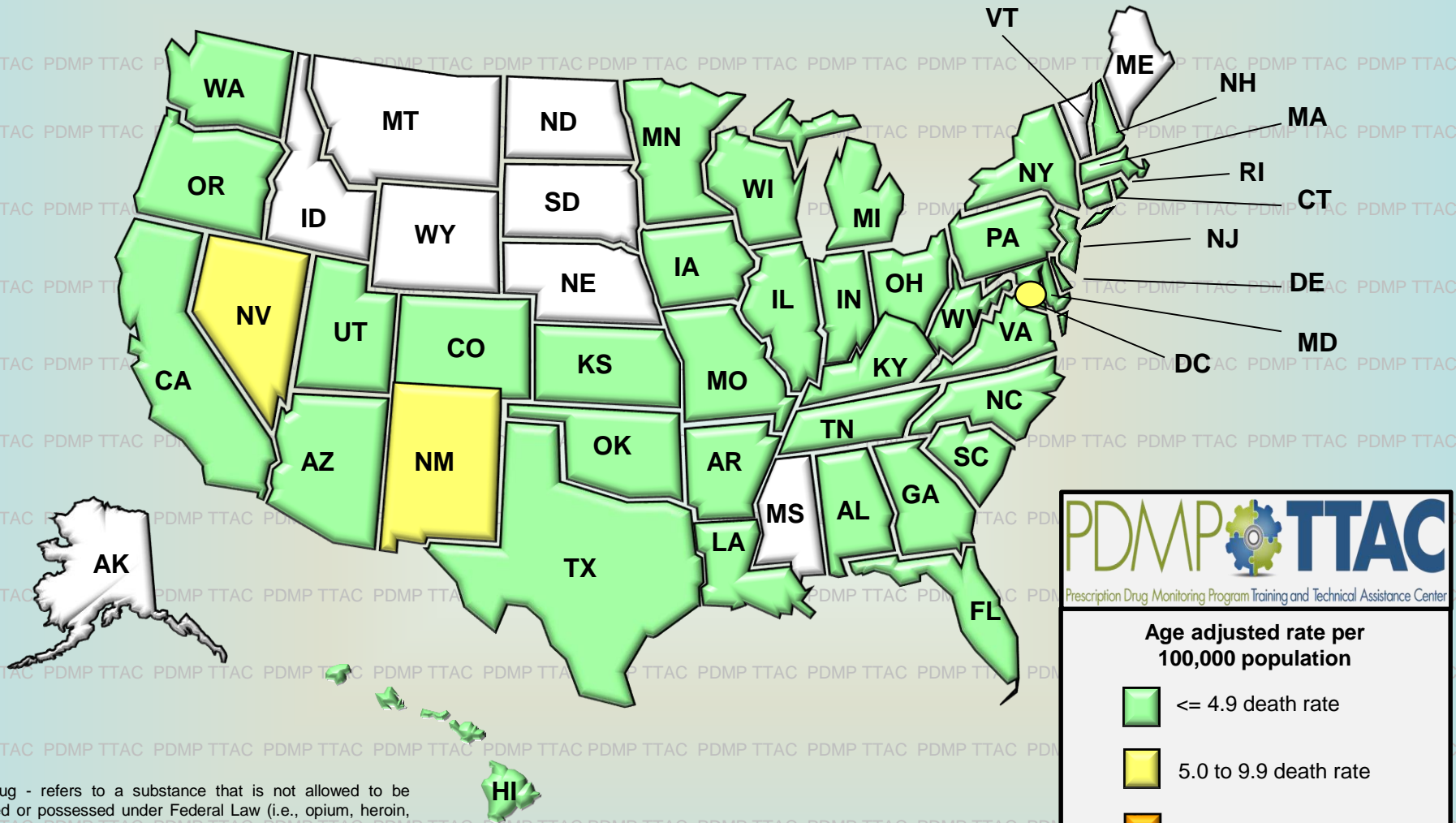
- <= 4.9 death rate
- 5.0 to 9.9 death rate
- 10.0 to 14.9 death rate
- >= 15.0 death rate
- Data unreliable or suppressed \*\*

\*Illicit Drug - refers to a substance that is not allowed to be prescribed or possessed under Federal Law (i.e., opium, heroin, cocaine, cannabis, LSD). Excludes prescription and unspecified drugs.

\*\*Death rates based on counts of less than twenty (death count < 20) are flagged as "Unreliable". A death rate based on fewer than 20 deaths has a relative standard error (RSE(R)) of 23 percent or more. A RES(R) of 23 percent is considered statistically unreliable. Death counts and death rates are "Suppressed" when the figure represents zero to nine (0-9) persons.

Source: Centers for Disease Control and Prevention, National Center for Health Statistics. Multiple Cause of Death 1999-2018 on CDC WONDER Online Database, released 2020. Data are from the Multiple Cause of Death Files, 1999-2018, as compiled from data provided by the 57 vital statistics jurisdictions through the Vital Statistics Cooperative Program.

# 2002 Death Rates for Illicit\* Drug Overdose by State



**PDMP TTAC**  
 Prescription Drug Monitoring Program Training and Technical Assistance Center

**Age adjusted rate per 100,000 population**

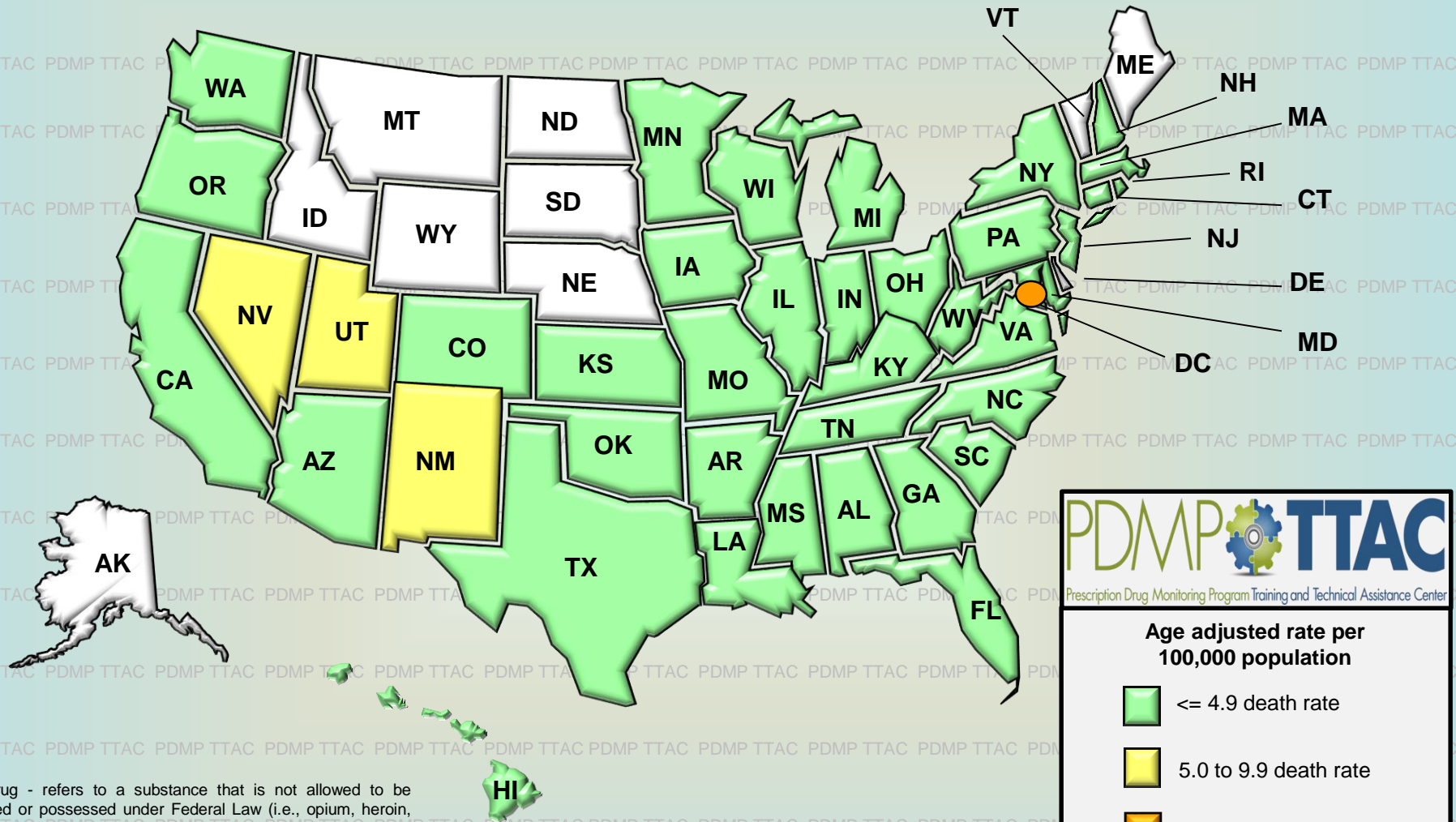
- <= 4.9 death rate
- 5.0 to 9.9 death rate
- 10.0 to 14.9 death rate
- >= 15.0 death rate
- Data unreliable or suppressed \*\*

\*Illicit Drug - refers to a substance that is not allowed to be prescribed or possessed under Federal Law (i.e., opium, heroin, cocaine, cannabis, LSD). Excludes prescription and unspecified drugs.

\*\*Death rates based on counts of less than twenty (death count < 20) are flagged as "Unreliable". A death rate based on fewer than 20 deaths has a relative standard error (RSE(R)) of 23 percent or more. A RES(R) of 23 percent is considered statistically unreliable. Death counts and death rates are "Suppressed" when the figure represents zero to nine (0-9) persons.

Source: Centers for Disease Control and Prevention, National Center for Health Statistics. Multiple Cause of Death 1999-2018 on CDC WONDER Online Database, released 2020. Data are from the Multiple Cause of Death Files, 1999-2018, as compiled from data provided by the 57 vital statistics jurisdictions through the Vital Statistics Cooperative Program.

# 2003 Death Rates for Illicit\* Drug Overdose by State



**PDMP TTAC**  
 Prescription Drug Monitoring Program Training and Technical Assistance Center

**Age adjusted rate per 100,000 population**

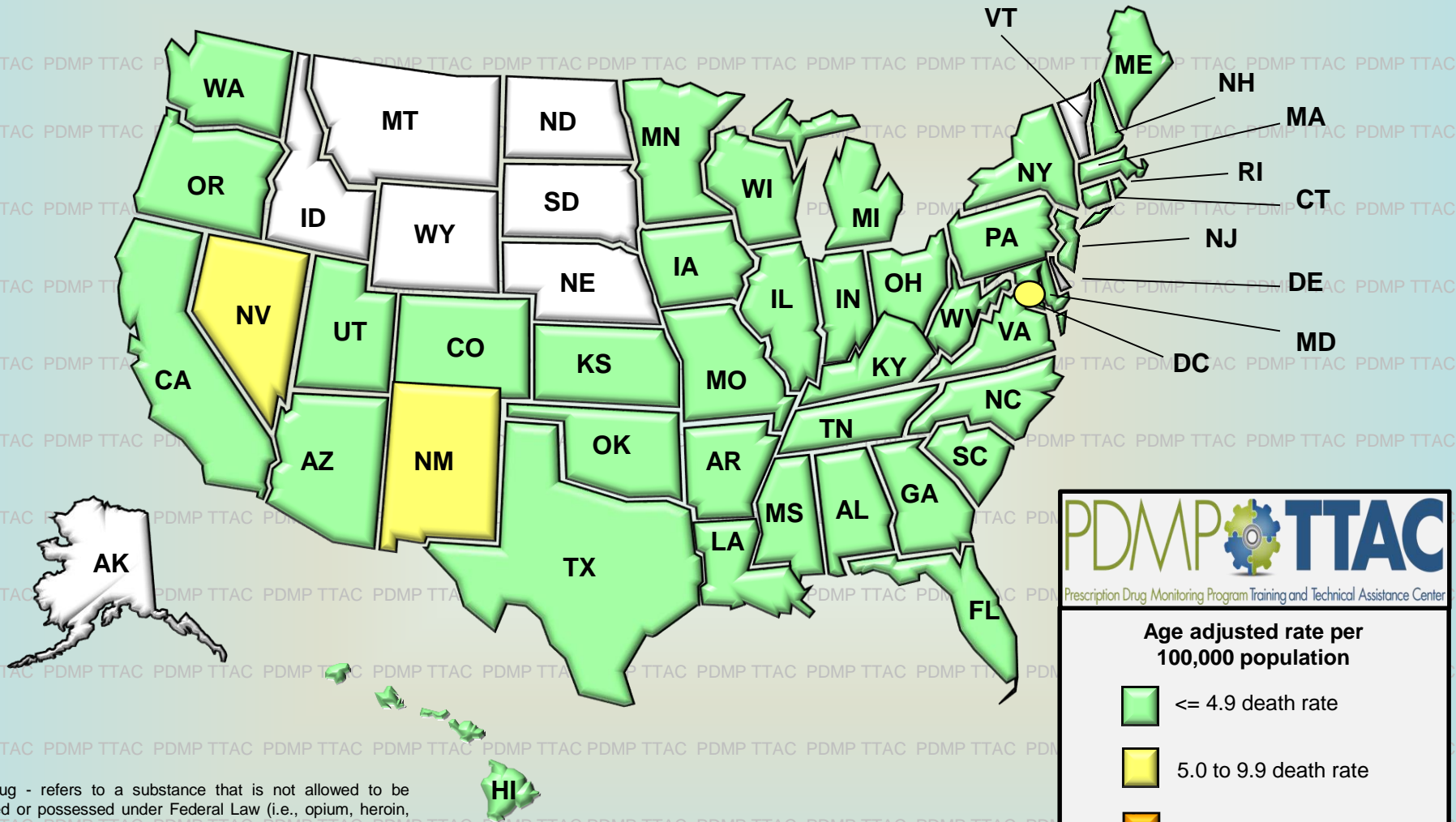
- <= 4.9 death rate
- 5.0 to 9.9 death rate
- 10.0 to 14.9 death rate
- >= 15.0 death rate
- Data unreliable or suppressed \*\*

\*Illicit Drug - refers to a substance that is not allowed to be prescribed or possessed under Federal Law (i.e., opium, heroin, cocaine, cannabis, LSD). Excludes prescription and unspecified drugs.

\*\*Death rates based on counts of less than twenty (death count < 20) are flagged as "Unreliable". A death rate based on fewer than 20 deaths has a relative standard error (RSE(R)) of 23 percent or more. A RES(R) of 23 percent is considered statistically unreliable. Death counts and death rates are "Suppressed" when the figure represents zero to nine (0-9) persons.

Source: Centers for Disease Control and Prevention, National Center for Health Statistics. Multiple Cause of Death 1999-2018 on CDC WONDER Online Database, released 2020. Data are from the Multiple Cause of Death Files, 1999-2018, as compiled from data provided by the 57 vital statistics jurisdictions through the Vital Statistics Cooperative Program.

# 2004 Death Rates for Illicit\* Drug Overdose by State



**PDMP TTAC**  
 Prescription Drug Monitoring Program Training and Technical Assistance Center

**Age adjusted rate per 100,000 population**

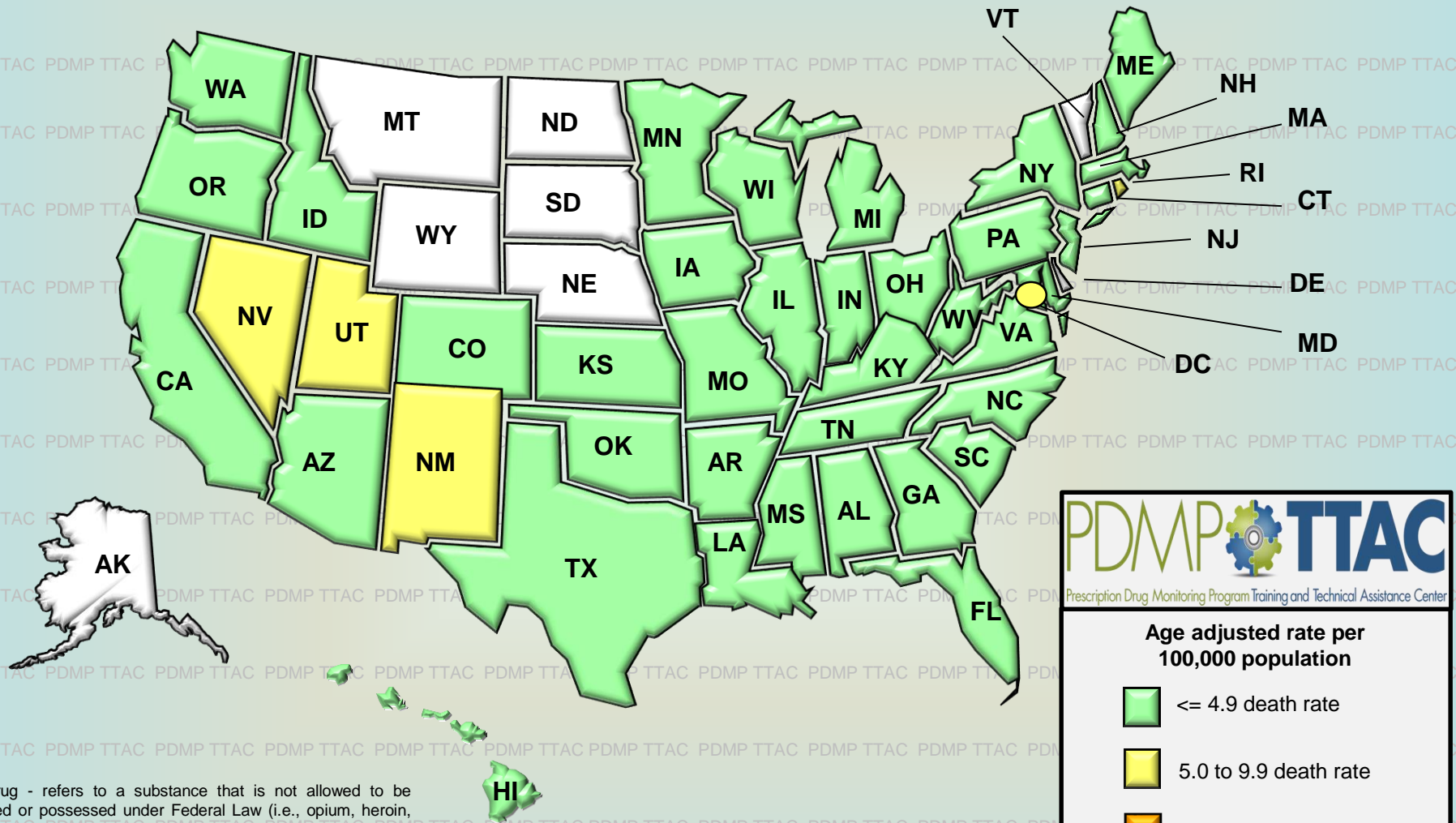
- <= 4.9 death rate
- 5.0 to 9.9 death rate
- 10.0 to 14.9 death rate
- >= 15.0 death rate
- Data unreliable or suppressed \*\*

\*Illicit Drug - refers to a substance that is not allowed to be prescribed or possessed under Federal Law (i.e., opium, heroin, cocaine, cannabis, LSD). Excludes prescription and unspecified drugs.

\*\*Death rates based on counts of less than twenty (death count < 20) are flagged as "Unreliable". A death rate based on fewer than 20 deaths has a relative standard error (RSE(R)) of 23 percent or more. A RES(R) of 23 percent is considered statistically unreliable. Death counts and death rates are "Suppressed" when the figure represents zero to nine (0-9) persons.

Source: Centers for Disease Control and Prevention, National Center for Health Statistics. Multiple Cause of Death 1999-2018 on CDC WONDER Online Database, released 2020. Data are from the Multiple Cause of Death Files, 1999-2018, as compiled from data provided by the 57 vital statistics jurisdictions through the Vital Statistics Cooperative Program.

# 2005 Death Rates for Illicit\* Drug Overdose by State



**PDMP TTAC**  
 Prescription Drug Monitoring Program Training and Technical Assistance Center

**Age adjusted rate per 100,000 population**

- ≤ 4.9 death rate
- 5.0 to 9.9 death rate
- 10.0 to 14.9 death rate
- ≥ 15.0 death rate
- Data unreliable or suppressed \*\*

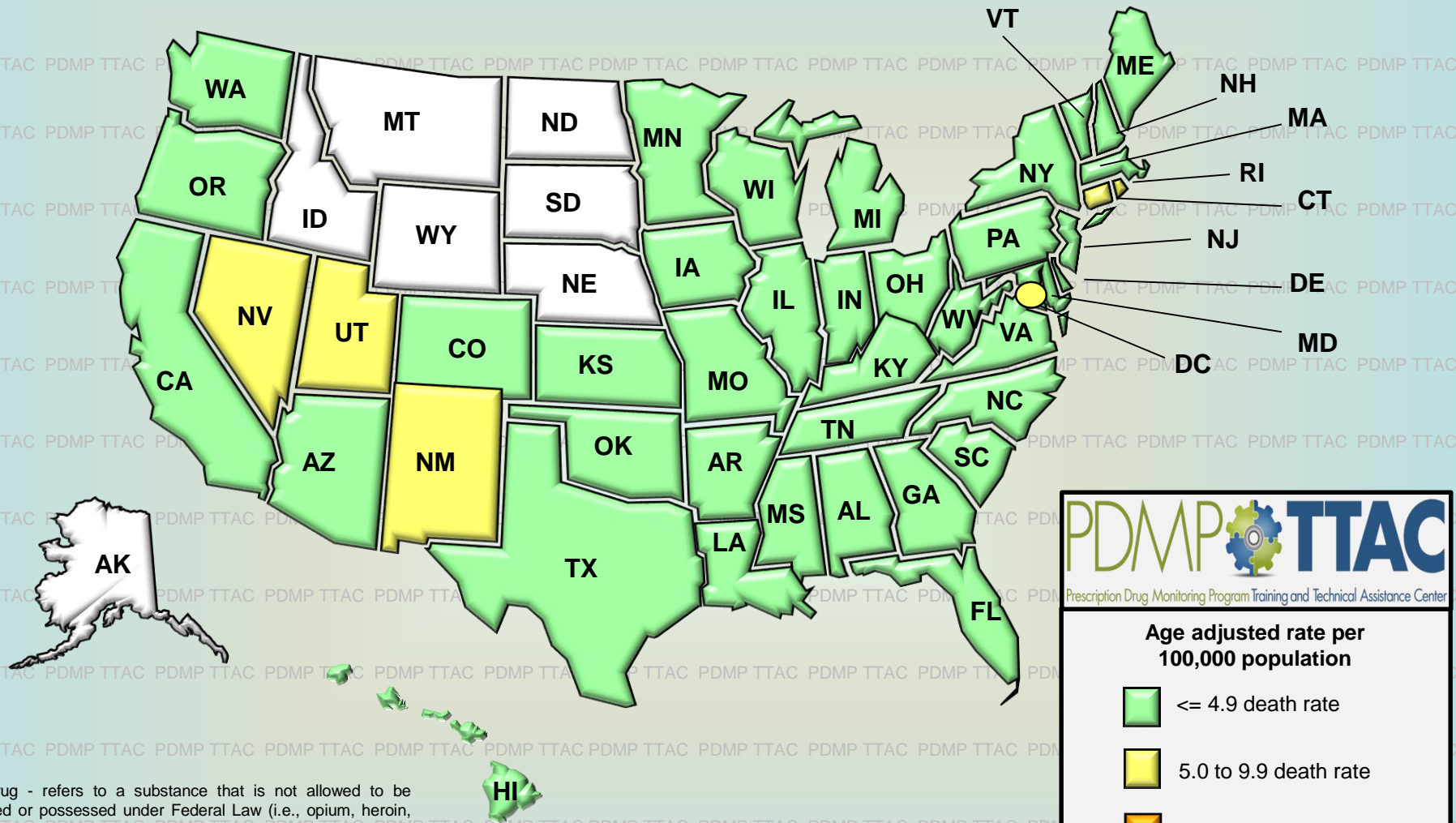
\*Illicit Drug - refers to a substance that is not allowed to be prescribed or possessed under Federal Law (i.e., opium, heroin, cocaine, cannabis, LSD). Excludes prescription and unspecified drugs.

\*\*Death rates based on counts of less than twenty (death count < 20) are flagged as "Unreliable". A death rate based on fewer than 20 deaths has a relative standard error (RSE(R)) of 23 percent or more. A RES(R) of 23 percent is considered statistically unreliable. Death counts and death rates are "Suppressed" when the figure represents zero to nine (0-9) persons.

Source: Centers for Disease Control and Prevention, National Center for Health Statistics. Multiple Cause of Death 1999-2018 on CDC WONDER Online Database, released 2020. Data are from the Multiple Cause of Death Files, 1999-2018, as compiled from data provided by the 57 vital statistics jurisdictions through the Vital Statistics Cooperative Program.



# 2006 Death Rates for Illicit\* Drug Overdose by State



**PDMP TTAC**  
 Prescription Drug Monitoring Program Training and Technical Assistance Center

**Age adjusted rate per 100,000 population**

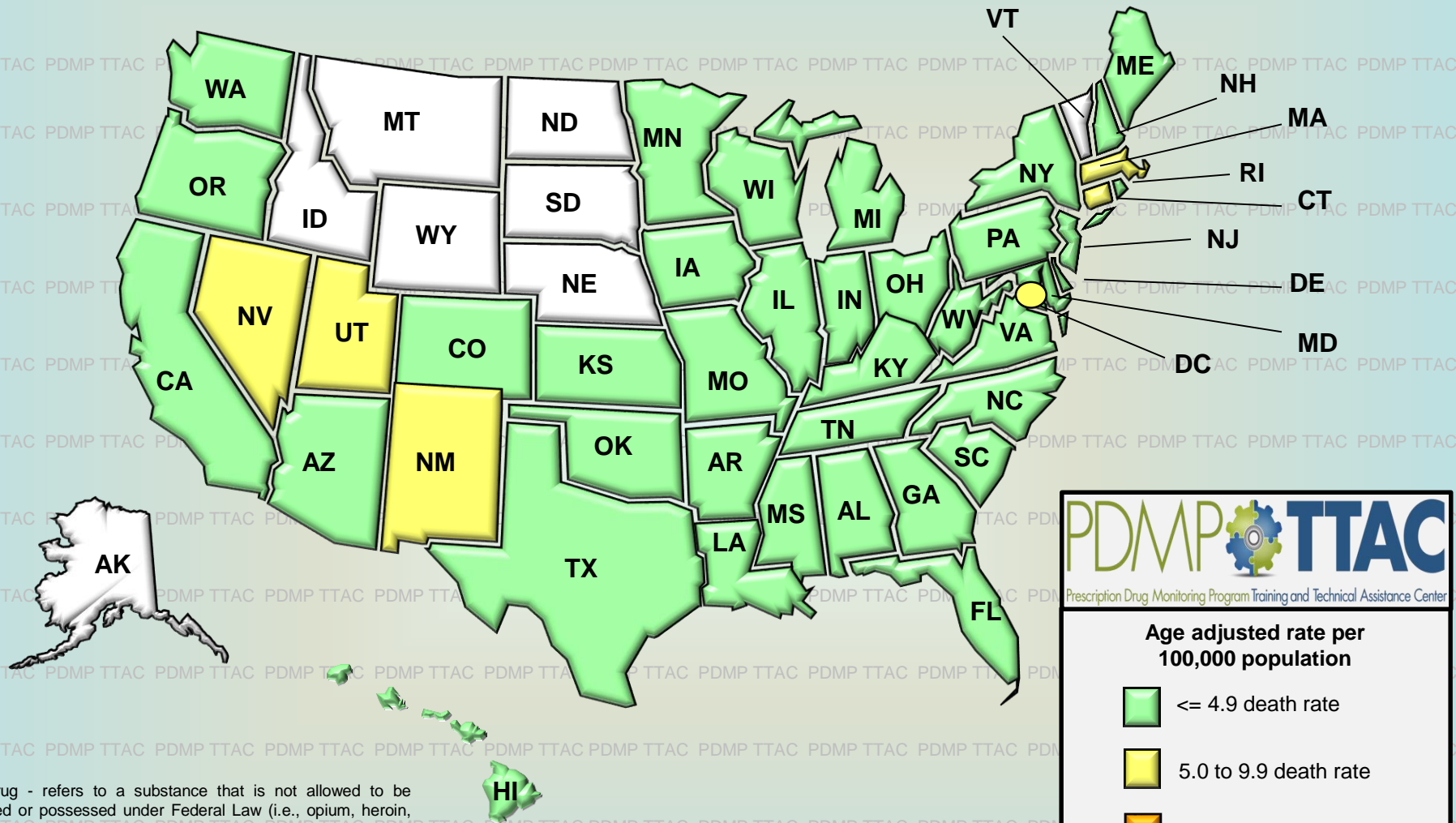
- ≤ 4.9 death rate
- 5.0 to 9.9 death rate
- 10.0 to 14.9 death rate
- ≥ 15.0 death rate
- Data unreliable or suppressed \*\*

\*Illicit Drug - refers to a substance that is not allowed to be prescribed or possessed under Federal Law (i.e., opium, heroin, cocaine, cannabis, LSD). Excludes prescription and unspecified drugs.

\*\*Death rates based on counts of less than twenty (death count < 20) are flagged as "Unreliable". A death rate based on fewer than 20 deaths has a relative standard error (RSE(R)) of 23 percent or more. A RES(R) of 23 percent is considered statistically unreliable. Death counts and death rates are "Suppressed" when the figure represents zero to nine (0-9) persons.

Source: Centers for Disease Control and Prevention, National Center for Health Statistics. Multiple Cause of Death 1999-2018 on CDC WONDER Online Database, released 2020. Data are from the Multiple Cause of Death Files, 1999-2018, as compiled from data provided by the 57 vital statistics jurisdictions through the Vital Statistics Cooperative Program.

# 2007 Death Rates for Illicit\* Drug Overdose by State



**PDMP TTAC**  
 Prescription Drug Monitoring Program Training and Technical Assistance Center

**Age adjusted rate per 100,000 population**

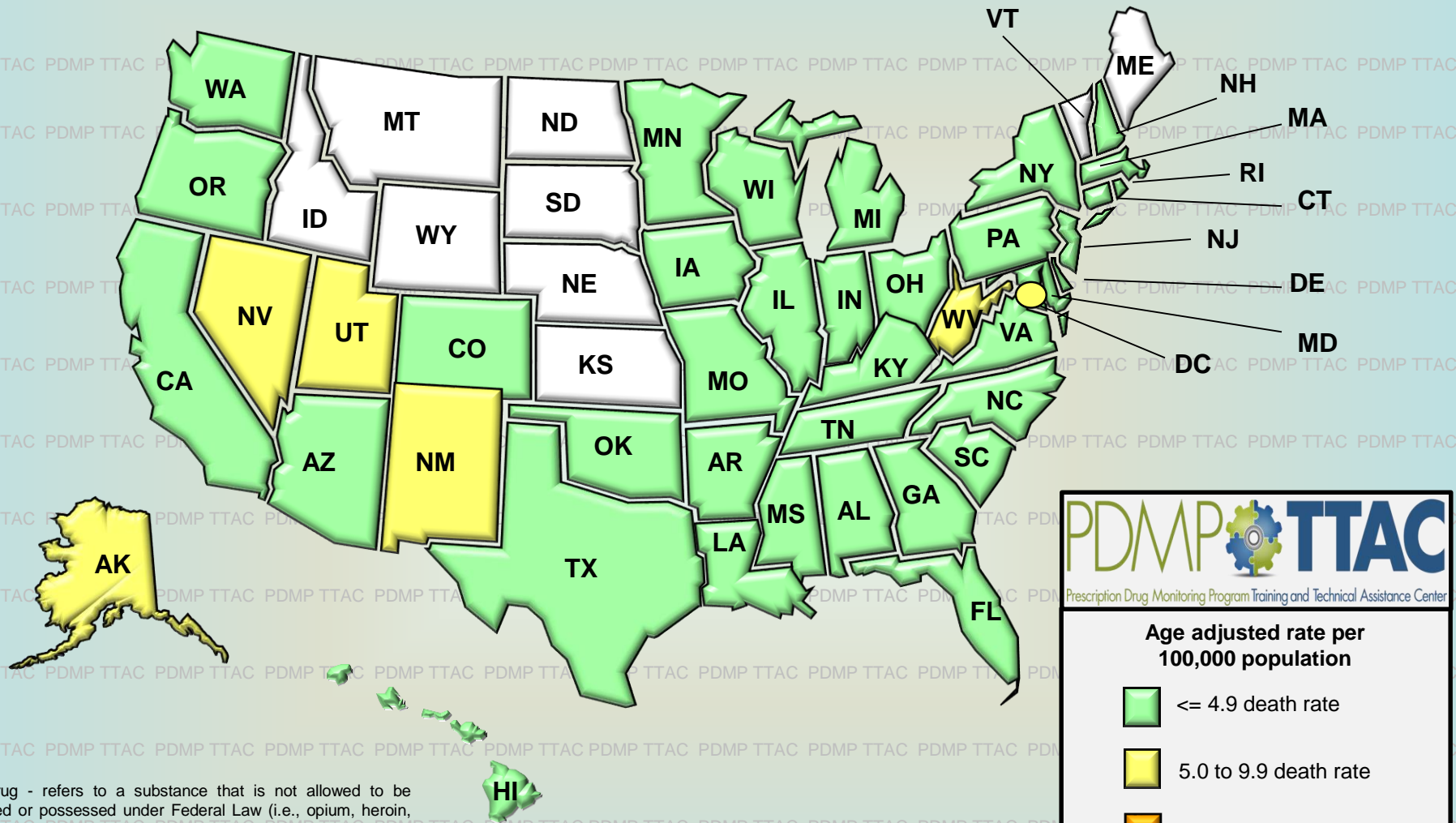
- <= 4.9 death rate
- 5.0 to 9.9 death rate
- 10.0 to 14.9 death rate
- >= 15.0 death rate
- Data unreliable or suppressed \*\*

\*Illicit Drug - refers to a substance that is not allowed to be prescribed or possessed under Federal Law (i.e., opium, heroin, cocaine, cannabis, LSD). Excludes prescription and unspecified drugs.

\*\*Death rates based on counts of less than twenty (death count < 20) are flagged as "Unreliable". A death rate based on fewer than 20 deaths has a relative standard error (RSE(R)) of 23 percent or more. A RES(R) of 23 percent is considered statistically unreliable. Death counts and death rates are "Suppressed" when the figure represents zero to nine (0-9) persons.

Source: Centers for Disease Control and Prevention, National Center for Health Statistics. Multiple Cause of Death 1999-2018 on CDC WONDER Online Database, released 2020. Data are from the Multiple Cause of Death Files, 1999-2018, as compiled from data provided by the 57 vital statistics jurisdictions through the Vital Statistics Cooperative Program.

# 2008 Death Rates for Illicit\* Drug Overdose by State



**PDMP TTAC**  
 Prescription Drug Monitoring Program Training and Technical Assistance Center

**Age adjusted rate per 100,000 population**

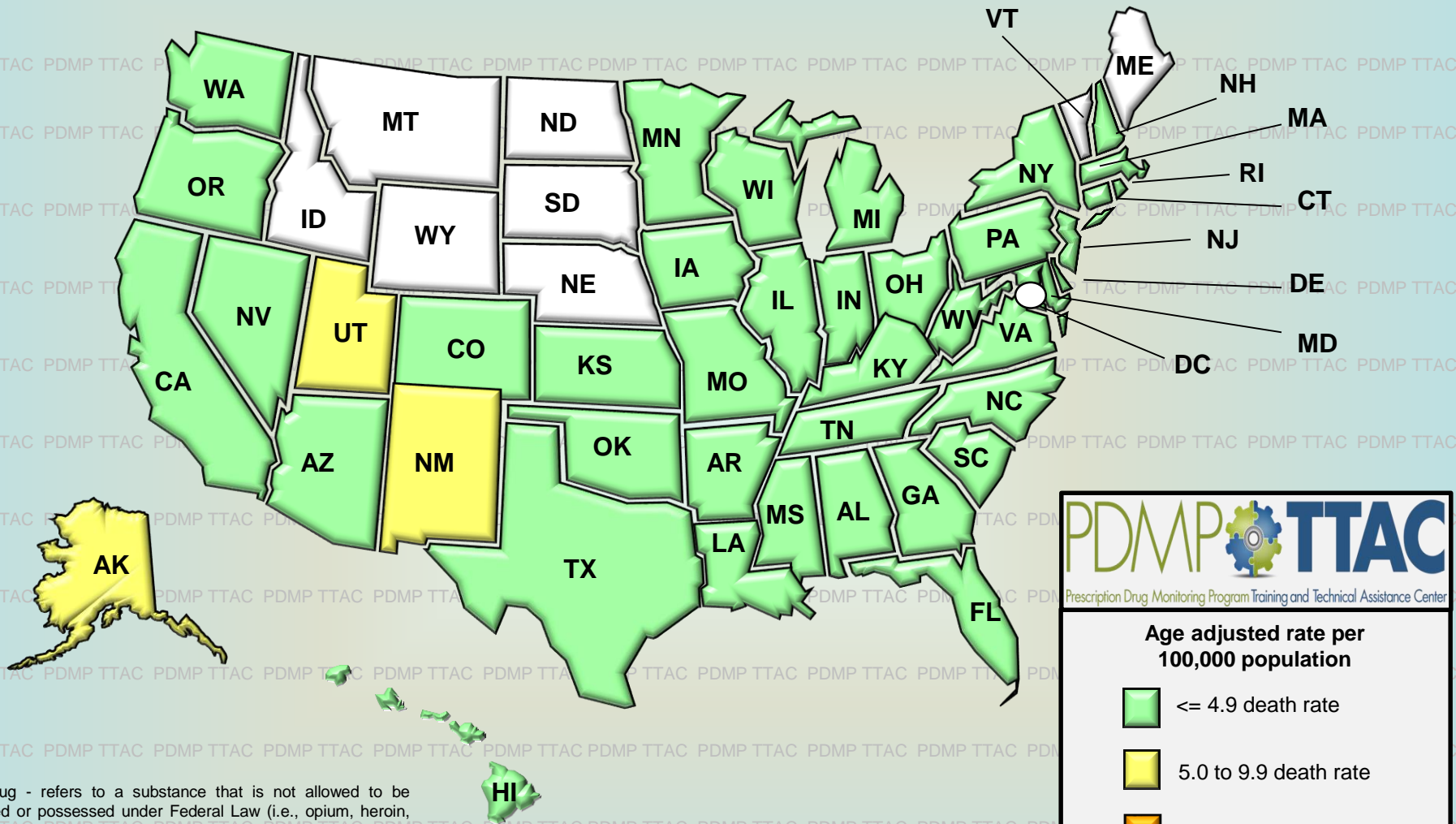
- ≤ 4.9 death rate
- 5.0 to 9.9 death rate
- 10.0 to 14.9 death rate
- ≥ 15.0 death rate
- Data unreliable or suppressed \*\*

\*Illicit Drug - refers to a substance that is not allowed to be prescribed or possessed under Federal Law (i.e., opium, heroin, cocaine, cannabis, LSD). Excludes prescription and unspecified drugs.

\*\*Death rates based on counts of less than twenty (death count < 20) are flagged as "Unreliable". A death rate based on fewer than 20 deaths has a relative standard error (RSE(R)) of 23 percent or more. A RES(R) of 23 percent is considered statistically unreliable. Death counts and death rates are "Suppressed" when the figure represents zero to nine (0-9) persons.

Source: Centers for Disease Control and Prevention, National Center for Health Statistics. Multiple Cause of Death 1999-2018 on CDC WONDER Online Database, released 2020. Data are from the Multiple Cause of Death Files, 1999-2018, as compiled from data provided by the 57 vital statistics jurisdictions through the Vital Statistics Cooperative Program.

# 2009 Death Rates for Illicit\* Drug Overdose by State



**PDMP TTAC**  
 Prescription Drug Monitoring Program Training and Technical Assistance Center

**Age adjusted rate per 100,000 population**

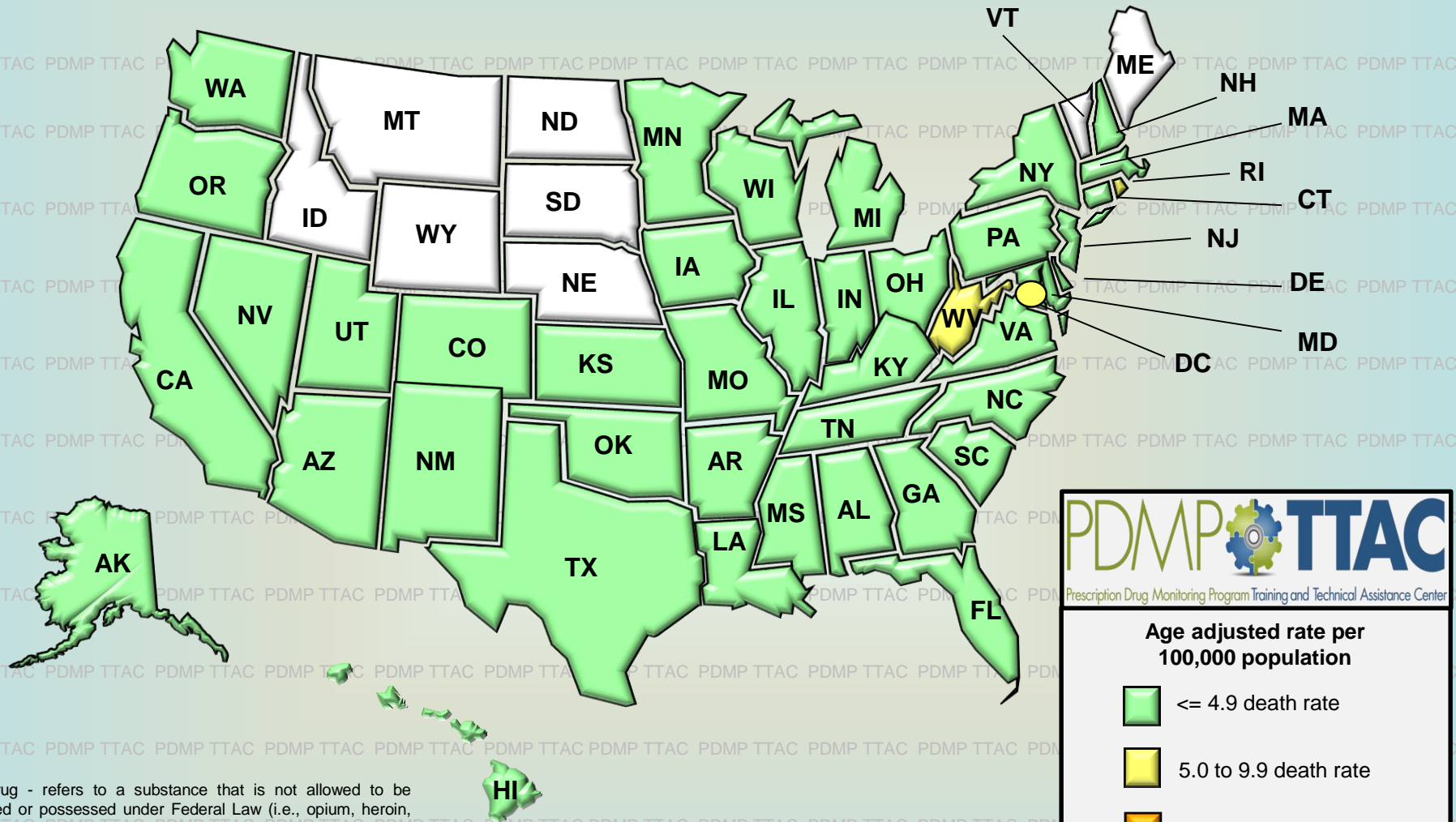
- <= 4.9 death rate
- 5.0 to 9.9 death rate
- 10.0 to 14.9 death rate
- >= 15.0 death rate
- Data unreliable or suppressed\*\*

\*Illicit Drug - refers to a substance that is not allowed to be prescribed or possessed under Federal Law (i.e., opium, heroin, cocaine, cannabis, LSD). Excludes prescription and unspecified drugs.

\*\*Death rates based on counts of less than twenty (death count < 20) are flagged as "Unreliable". A death rate based on fewer than 20 deaths has a relative standard error (RSE(R)) of 23 percent or more. A RES(R) of 23 percent is considered statistically unreliable. Death counts and death rates are "Suppressed" when the figure represents zero to nine (0-9) persons.

Source: Centers for Disease Control and Prevention, National Center for Health Statistics. Multiple Cause of Death 1999-2018 on CDC WONDER Online Database, released 2020. Data are from the Multiple Cause of Death Files, 1999-2018, as compiled from data provided by the 57 vital statistics jurisdictions through the Vital Statistics Cooperative Program.

# 2010 Death Rates for Illicit\* Drug Overdose by State



**PDMP TTAC**  
 Prescription Drug Monitoring Program Training and Technical Assistance Center

**Age adjusted rate per 100,000 population**

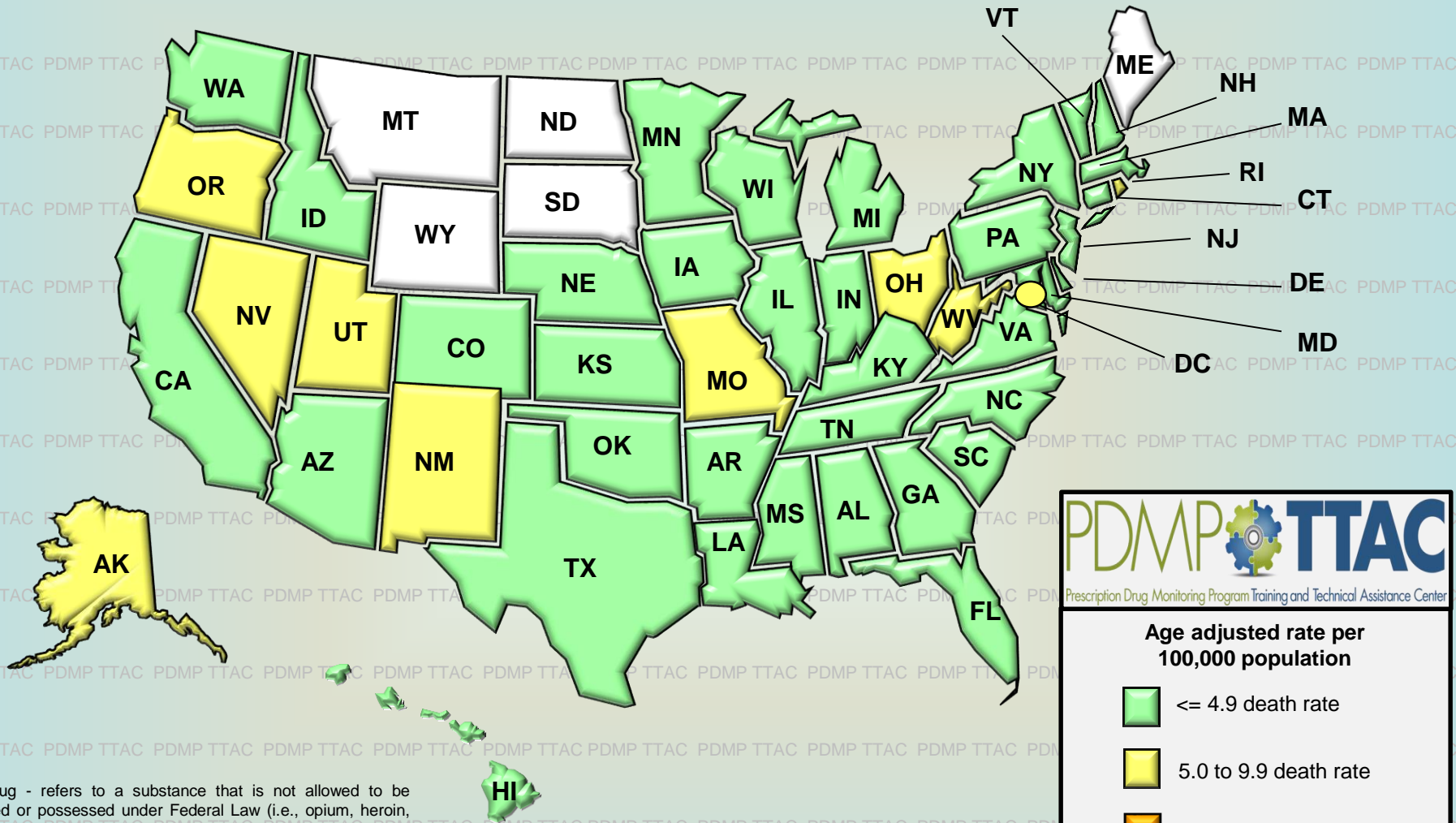
- <= 4.9 death rate
- 5.0 to 9.9 death rate
- 10.0 to 14.9 death rate
- >= 15.0 death rate
- Data unreliable or suppressed \*\*

\*Illicit Drug - refers to a substance that is not allowed to be prescribed or possessed under Federal Law (i.e., opium, heroin, cocaine, cannabis, LSD). Excludes prescription and unspecified drugs.

\*\*Death rates based on counts of less than twenty (death count < 20) are flagged as "Unreliable". A death rate based on fewer than 20 deaths has a relative standard error (RSE(R)) of 23 percent or more. A RES(R) of 23 percent is considered statistically unreliable. Death counts and death rates are "Suppressed" when the figure represents zero to nine (0-9) persons.

Source: Centers for Disease Control and Prevention, National Center for Health Statistics. Multiple Cause of Death 1999-2018 on CDC WONDER Online Database, released 2020. Data are from the Multiple Cause of Death Files, 1999-2018, as compiled from data provided by the 57 vital statistics jurisdictions through the Vital Statistics Cooperative Program.

# 2011 Death Rates for Illicit\* Drug Overdose by State



**PDMP TTAC**  
 Prescription Drug Monitoring Program Training and Technical Assistance Center

**Age adjusted rate per 100,000 population**

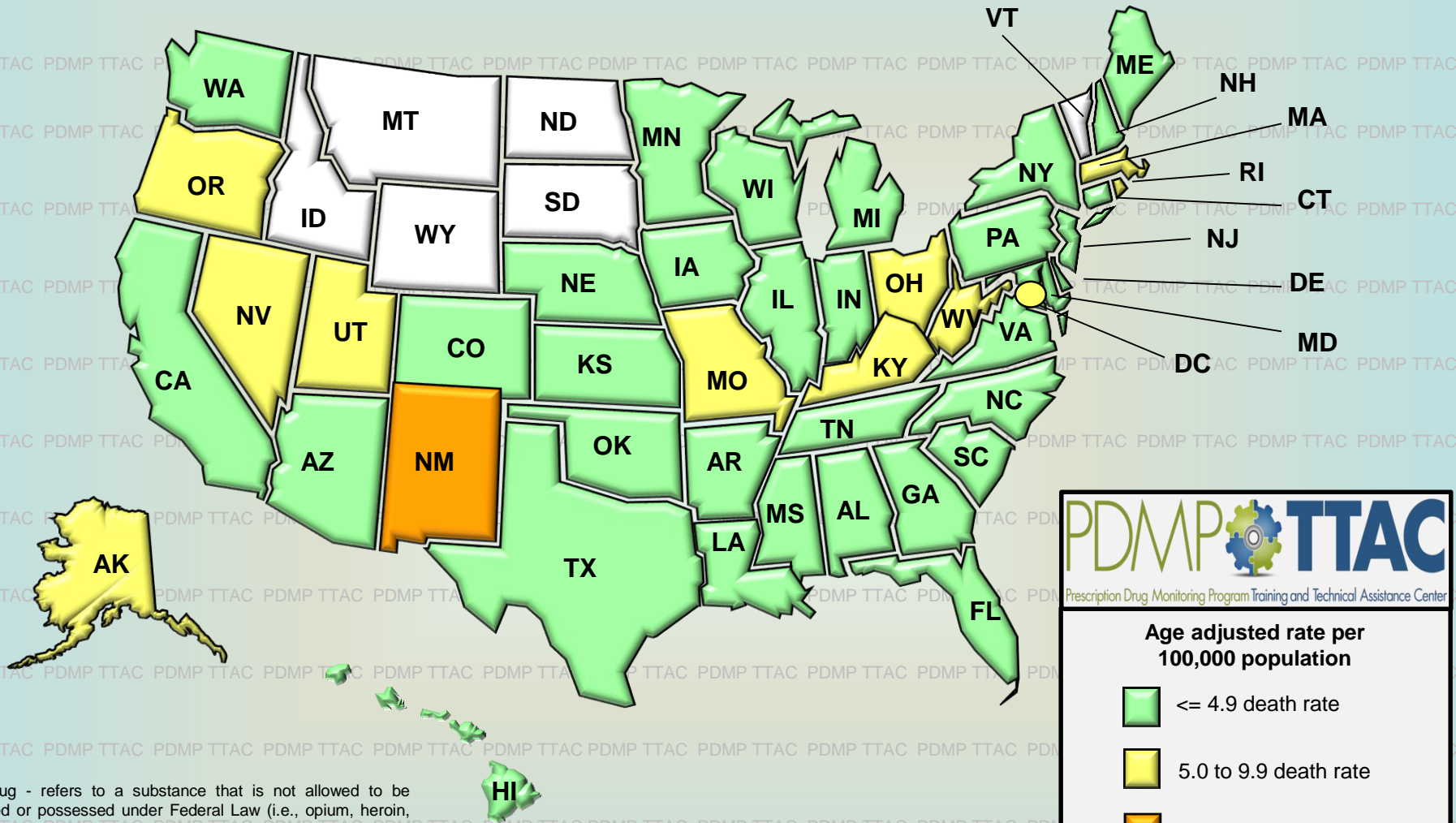
- <= 4.9 death rate
- 5.0 to 9.9 death rate
- 10.0 to 14.9 death rate
- >= 15.0 death rate
- Data unreliable or suppressed\*\*

\*Illicit Drug - refers to a substance that is not allowed to be prescribed or possessed under Federal Law (i.e., opium, heroin, cocaine, cannabis, LSD). Excludes prescription and unspecified drugs.

\*\*Death rates based on counts of less than twenty (death count < 20) are flagged as "Unreliable". A death rate based on fewer than 20 deaths has a relative standard error (RSE(R)) of 23 percent or more. A RES(R) of 23 percent is considered statistically unreliable. Death counts and death rates are "Suppressed" when the figure represents zero to nine (0-9) persons.

Source: Centers for Disease Control and Prevention, National Center for Health Statistics. Multiple Cause of Death 1999-2018 on CDC WONDER Online Database, released 2020. Data are from the Multiple Cause of Death Files, 1999-2018, as compiled from data provided by the 57 vital statistics jurisdictions through the Vital Statistics Cooperative Program.

# 2012 Death Rates for Illicit\* Drug Overdose by State



**PDMP TTAC**  
 Prescription Drug Monitoring Program Training and Technical Assistance Center

**Age adjusted rate per 100,000 population**

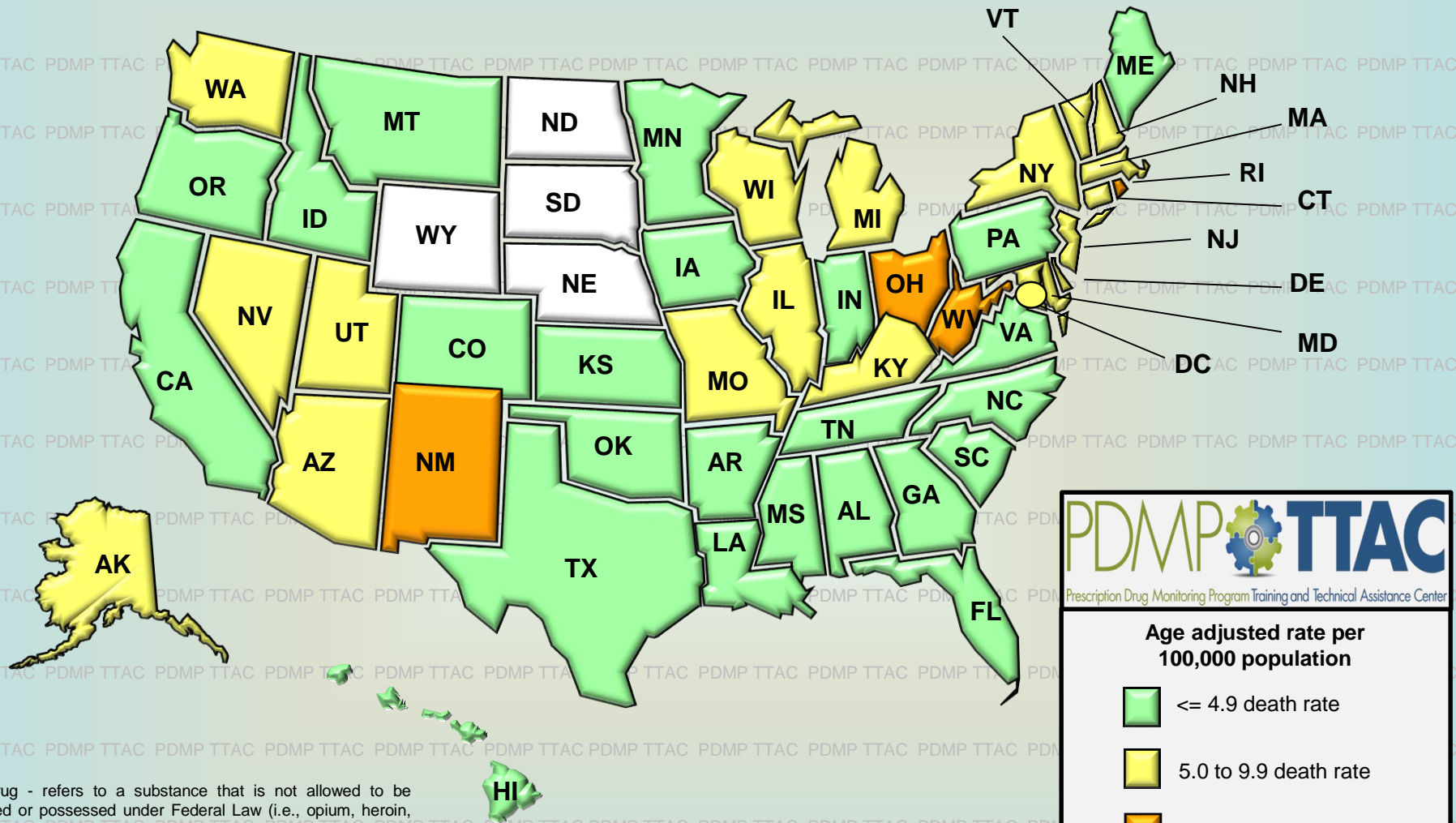
- ≤ 4.9 death rate
- 5.0 to 9.9 death rate
- 10.0 to 14.9 death rate
- ≥ 15.0 death rate
- Data unreliable or suppressed \*\*

\*Illicit Drug - refers to a substance that is not allowed to be prescribed or possessed under Federal Law (i.e., opium, heroin, cocaine, cannabis, LSD). Excludes prescription and unspecified drugs.

\*\*Death rates based on counts of less than twenty (death count < 20) are flagged as "Unreliable". A death rate based on fewer than 20 deaths has a relative standard error (RSE(R)) of 23 percent or more. A RES(R) of 23 percent is considered statistically unreliable. Death counts and death rates are "Suppressed" when the figure represents zero to nine (0-9) persons.

Source: Centers for Disease Control and Prevention, National Center for Health Statistics. Multiple Cause of Death 1999-2018 on CDC WONDER Online Database, released 2020. Data are from the Multiple Cause of Death Files, 1999-2018, as compiled from data provided by the 57 vital statistics jurisdictions through the Vital Statistics Cooperative Program.

# 2013 Death Rates for Illicit\* Drug Overdose by State



**PDMP TTAC**  
 Prescription Drug Monitoring Program Training and Technical Assistance Center

**Age adjusted rate per 100,000 population**

- <= 4.9 death rate
- 5.0 to 9.9 death rate
- 10.0 to 14.9 death rate
- >= 15.0 death rate
- Data unreliable or suppressed \*\*

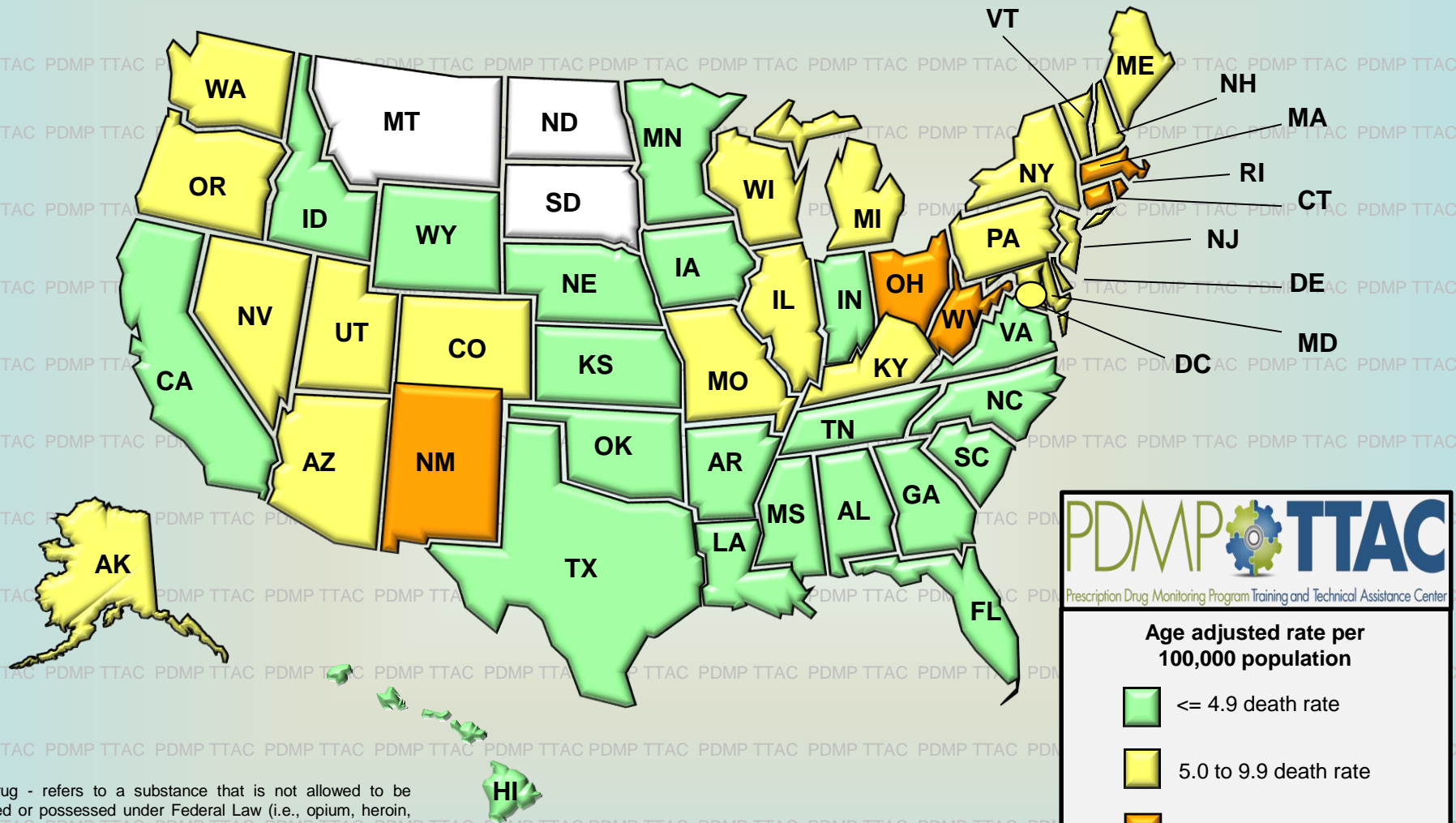
\*Illicit Drug - refers to a substance that is not allowed to be prescribed or possessed under Federal Law (i.e., opium, heroin, cocaine, cannabis, LSD). Excludes prescription and unspecified drugs.

\*\*Death rates based on counts of less than twenty (death count < 20) are flagged as "Unreliable". A death rate based on fewer than 20 deaths has a relative standard error (RSE(R)) of 23 percent or more. A RES(R) of 23 percent is considered statistically unreliable. Death counts and death rates are "Suppressed" when the figure represents zero to nine (0-9) persons.

Source: Centers for Disease Control and Prevention, National Center for Health Statistics. Multiple Cause of Death 1999-2018 on CDC WONDER Online Database, released 2020. Data are from the Multiple Cause of Death Files, 1999-2018, as compiled from data provided by the 57 vital statistics jurisdictions through the Vital Statistics Cooperative Program.



# 2014 Death Rates for Illicit\* Drug Overdose by State



**PDMP TTAC**  
 Prescription Drug Monitoring Program Training and Technical Assistance Center

**Age adjusted rate per 100,000 population**

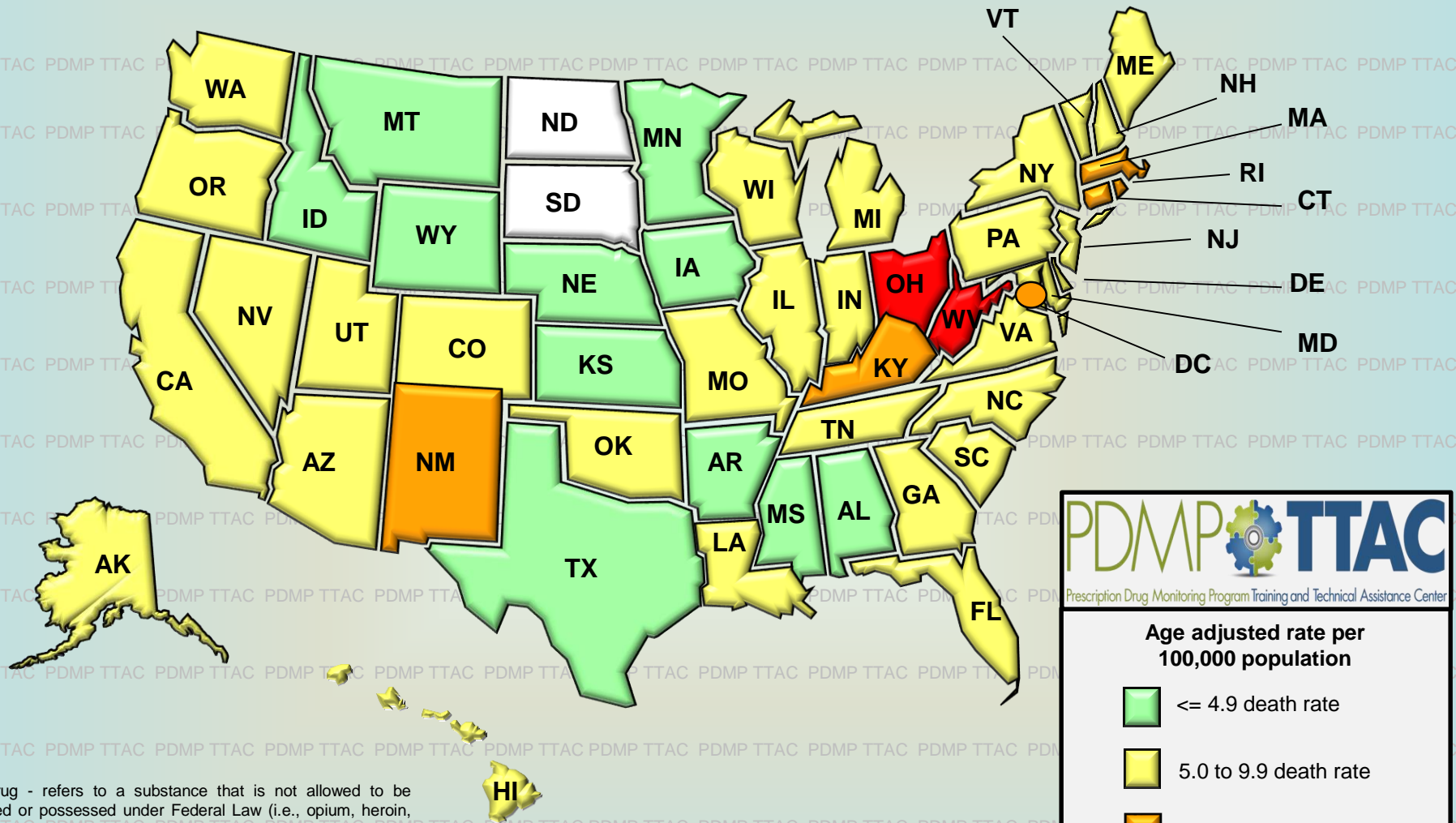
- <= 4.9 death rate
- 5.0 to 9.9 death rate
- 10.0 to 14.9 death rate
- >= 15.0 death rate
- Data unreliable or suppressed \*\*

\*Illicit Drug - refers to a substance that is not allowed to be prescribed or possessed under Federal Law (i.e., opium, heroin, cocaine, cannabis, LSD). Excludes prescription and unspecified drugs.

\*\*Death rates based on counts of less than twenty (death count < 20) are flagged as "Unreliable". A death rate based on fewer than 20 deaths has a relative standard error (RSE(R)) of 23 percent or more. A RES(R) of 23 percent is considered statistically unreliable. Death counts and death rates are "Suppressed" when the figure represents zero to nine (0-9) persons.

Source: Centers for Disease Control and Prevention, National Center for Health Statistics. Multiple Cause of Death 1999-2018 on CDC WONDER Online Database, released 2020. Data are from the Multiple Cause of Death Files, 1999-2018, as compiled from data provided by the 57 vital statistics jurisdictions through the Vital Statistics Cooperative Program.

# 2015 Death Rates for Illicit\* Drug Overdose by State



**PDMP TTAC**  
 Prescription Drug Monitoring Program Training and Technical Assistance Center

**Age adjusted rate per 100,000 population**

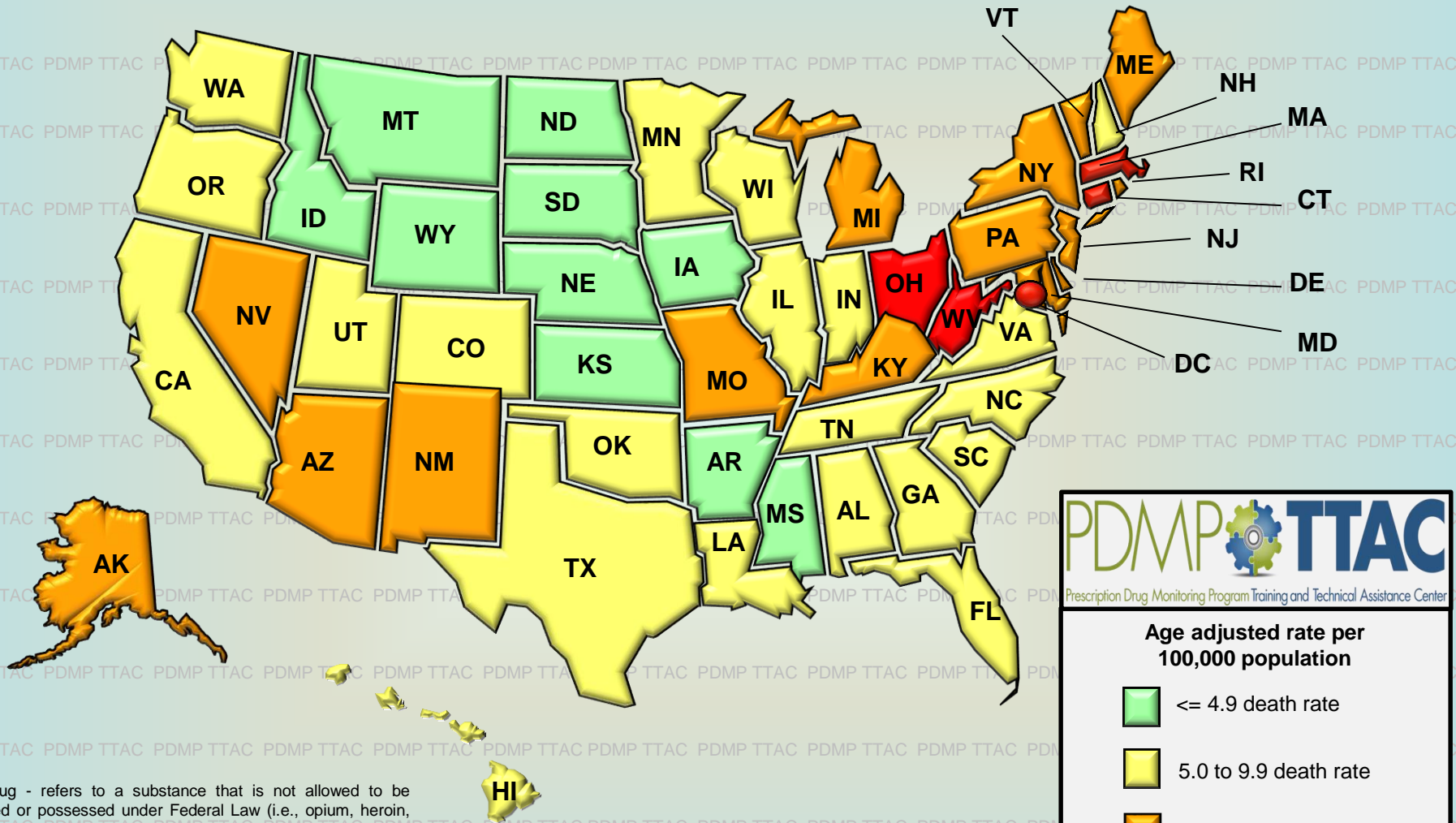
- <= 4.9 death rate
- 5.0 to 9.9 death rate
- 10.0 to 14.9 death rate
- >= 15.0 death rate
- Data unreliable or suppressed \*\*

\*Illicit Drug - refers to a substance that is not allowed to be prescribed or possessed under Federal Law (i.e., opium, heroin, cocaine, cannabis, LSD). Excludes prescription and unspecified drugs.

\*\*Death rates based on counts of less than twenty (death count < 20) are flagged as "Unreliable". A death rate based on fewer than 20 deaths has a relative standard error (RSE(R)) of 23 percent or more. A RES(R) of 23 percent is considered statistically unreliable. Death counts and death rates are "Suppressed" when the figure represents zero to nine (0-9) persons.

Source: Centers for Disease Control and Prevention, National Center for Health Statistics. Multiple Cause of Death 1999-2018 on CDC WONDER Online Database, released 2020. Data are from the Multiple Cause of Death Files, 1999-2018, as compiled from data provided by the 57 vital statistics jurisdictions through the Vital Statistics Cooperative Program.

# 2016 Death Rates for Illicit\* Drug Overdose by State



**PDMP TTAC**  
 Prescription Drug Monitoring Program Training and Technical Assistance Center

**Age adjusted rate per 100,000 population**

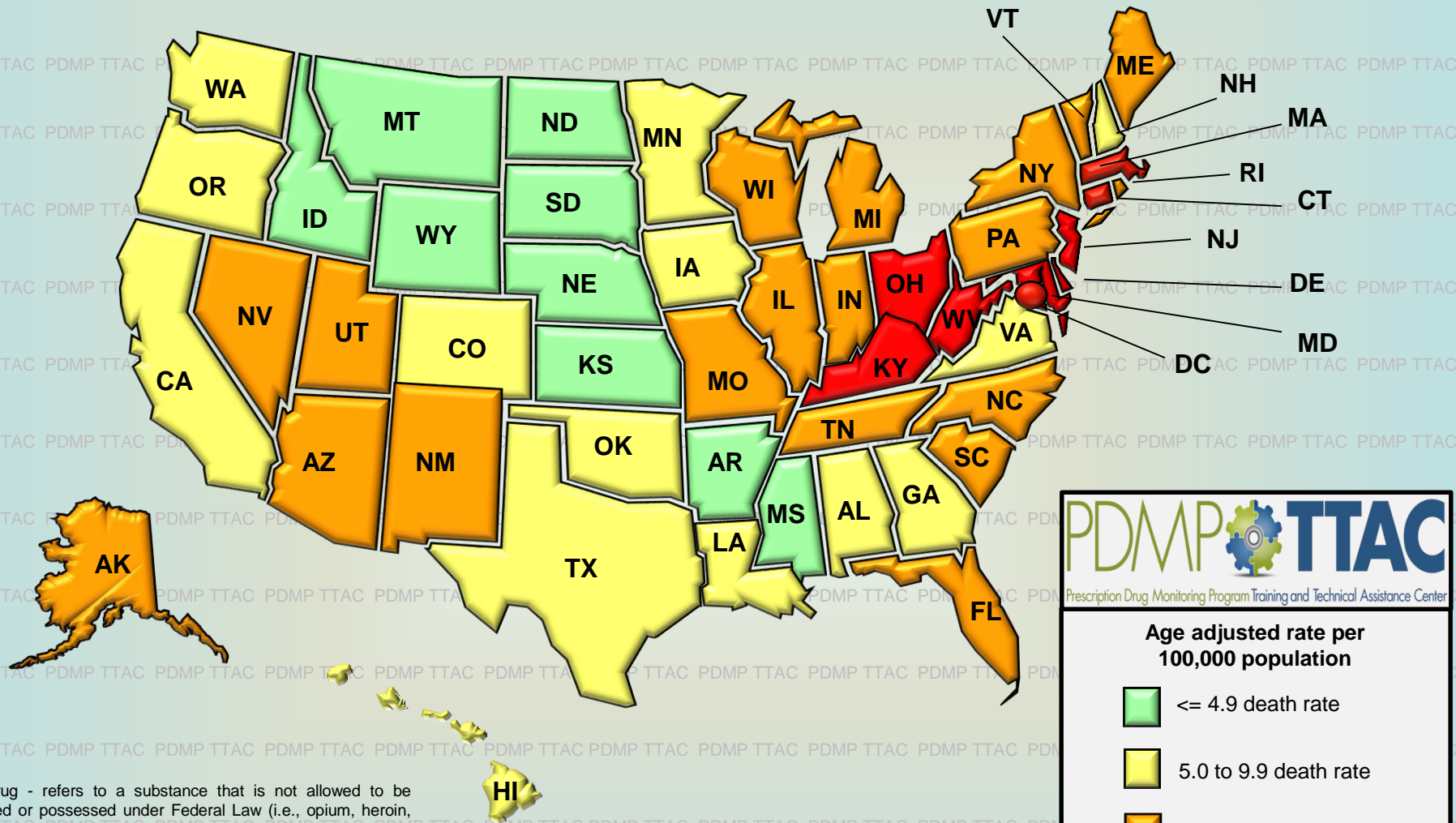
- <= 4.9 death rate
- 5.0 to 9.9 death rate
- 10.0 to 14.9 death rate
- >= 15.0 death rate
- Data unreliable or suppressed \*\*

\*Illicit Drug - refers to a substance that is not allowed to be prescribed or possessed under Federal Law (i.e., opium, heroin, cocaine, cannabis, LSD). Excludes prescription and unspecified drugs.

\*\*Death rates based on counts of less than twenty (death count < 20) are flagged as "Unreliable". A death rate based on fewer than 20 deaths has a relative standard error (RSE(R)) of 23 percent or more. A RES(R) of 23 percent is considered statistically unreliable. Death counts and death rates are "Suppressed" when the figure represents zero to nine (0-9) persons.

Source: Centers for Disease Control and Prevention, National Center for Health Statistics. Multiple Cause of Death 1999-2018 on CDC WONDER Online Database, released 2020. Data are from the Multiple Cause of Death Files, 1999-2018, as compiled from data provided by the 57 vital statistics jurisdictions through the Vital Statistics Cooperative Program.

# 2017 Death Rates for Illicit\* Drug Overdose by State



**PDMP TTAC**  
 Prescription Drug Monitoring Program Training and Technical Assistance Center

**Age adjusted rate per 100,000 population**

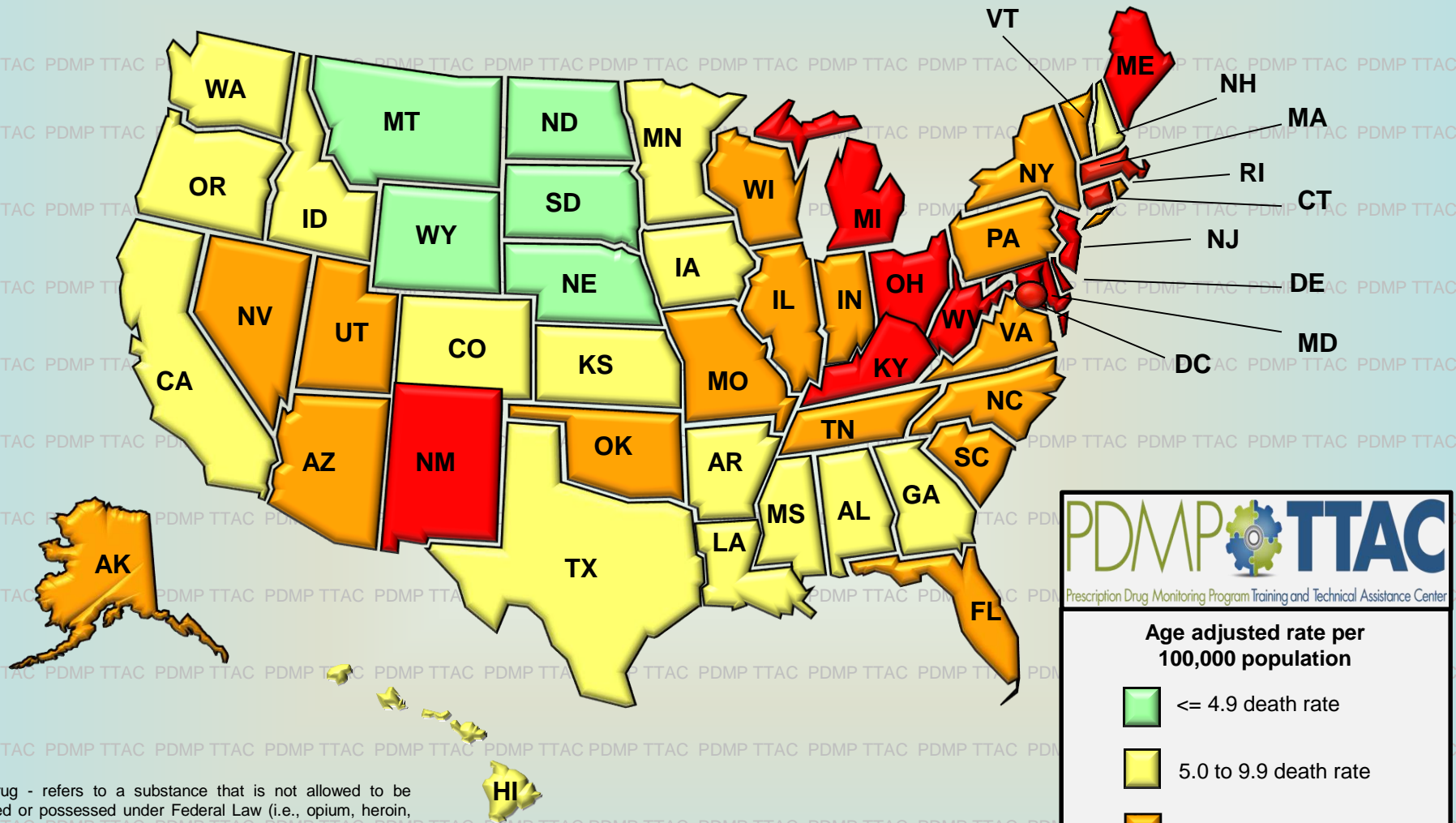
- <= 4.9 death rate
- 5.0 to 9.9 death rate
- 10.0 to 14.9 death rate
- >= 15.0 death rate
- Data unreliable or suppressed \*\*

\*Illicit Drug - refers to a substance that is not allowed to be prescribed or possessed under Federal Law (i.e., opium, heroin, cocaine, cannabis, LSD). Excludes prescription and unspecified drugs.

\*\*Death rates based on counts of less than twenty (death count < 20) are flagged as "Unreliable". A death rate based on fewer than 20 deaths has a relative standard error (RSE(R)) of 23 percent or more. A RES(R) of 23 percent is considered statistically unreliable. Death counts and death rates are "Suppressed" when the figure represents zero to nine (0-9) persons.

Source: Centers for Disease Control and Prevention, National Center for Health Statistics. Multiple Cause of Death 1999-2018 on CDC WONDER Online Database, released 2020. Data are from the Multiple Cause of Death Files, 1999-2018, as compiled from data provided by the 57 vital statistics jurisdictions through the Vital Statistics Cooperative Program.

# 2018 Death Rates for Illicit\* Drug Overdose by State



**PDMP TTAC**  
 Prescription Drug Monitoring Program Training and Technical Assistance Center

**Age adjusted rate per 100,000 population**

- ≤ 4.9 death rate
- 5.0 to 9.9 death rate
- 10.0 to 14.9 death rate
- ≥ 15.0 death rate
- Data unreliable or suppressed \*\*

\*Illicit Drug - refers to a substance that is not allowed to be prescribed or possessed under Federal Law (i.e., opium, heroin, cocaine, cannabis, LSD). Excludes prescription and unspecified drugs.

\*\*Death rates based on counts of less than twenty (death count < 20) are flagged as "Unreliable". A death rate based on fewer than 20 deaths has a relative standard error (RSE(R)) of 23 percent or more. A RES(R) of 23 percent is considered statistically unreliable. Death counts and death rates are "Suppressed" when the figure represents zero to nine (0-9) persons.

Source: Centers for Disease Control and Prevention, National Center for Health Statistics. Multiple Cause of Death 1999-2018 on CDC WONDER Online Database, released 2020. Data are from the Multiple Cause of Death Files, 1999-2018, as compiled from data provided by the 57 vital statistics jurisdictions through the Vital Statistics Cooperative Program.