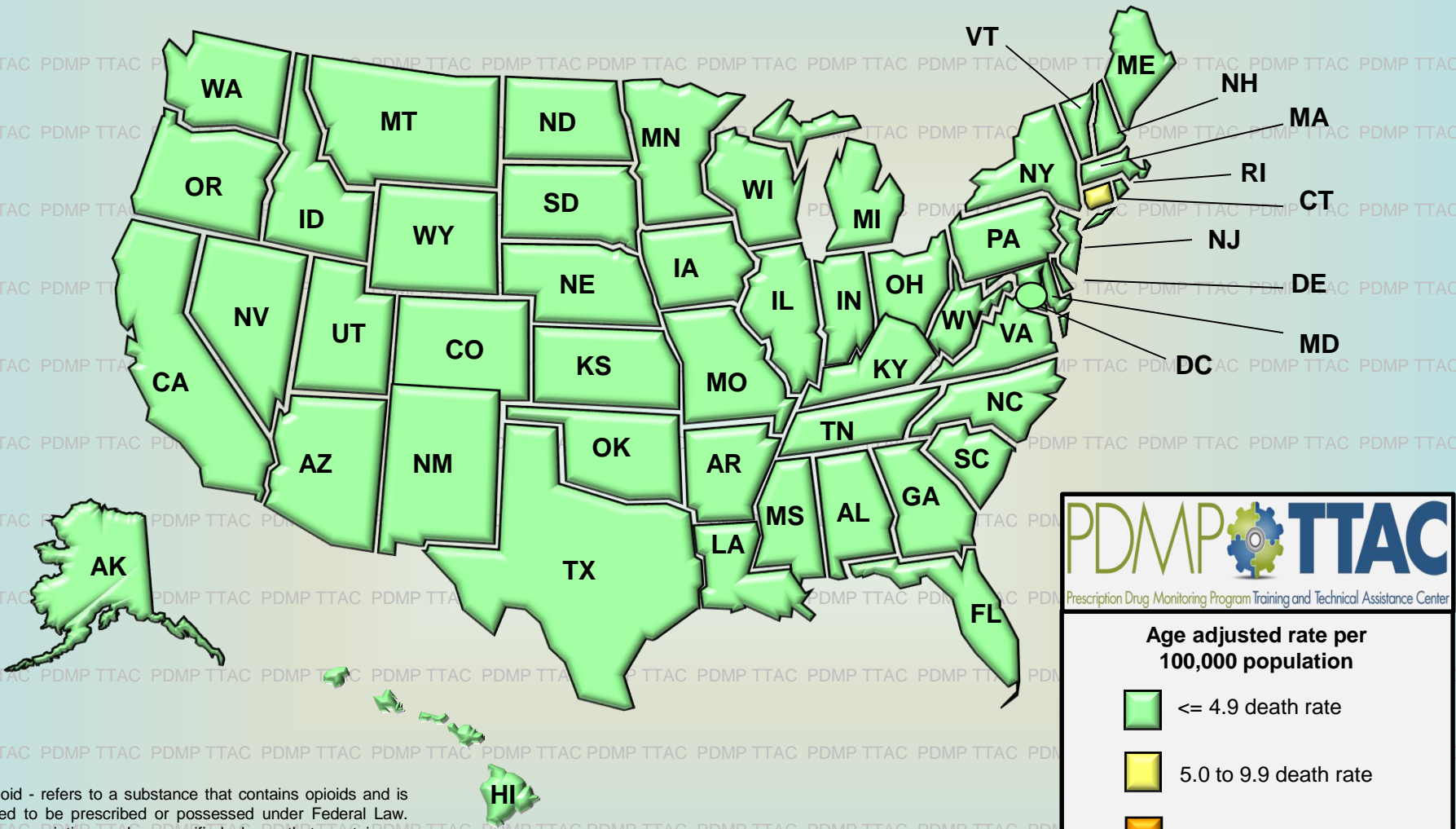


1999 - 2018 Average Death Rates for Illicit Opioid* Overdose by State

(move cursor over state abbreviation to display death rates by year)

[View Data Tables](#)



PDMP TTAC
 Prescription Drug Monitoring Program Training and Technical Assistance Center

Age adjusted rate per 100,000 population

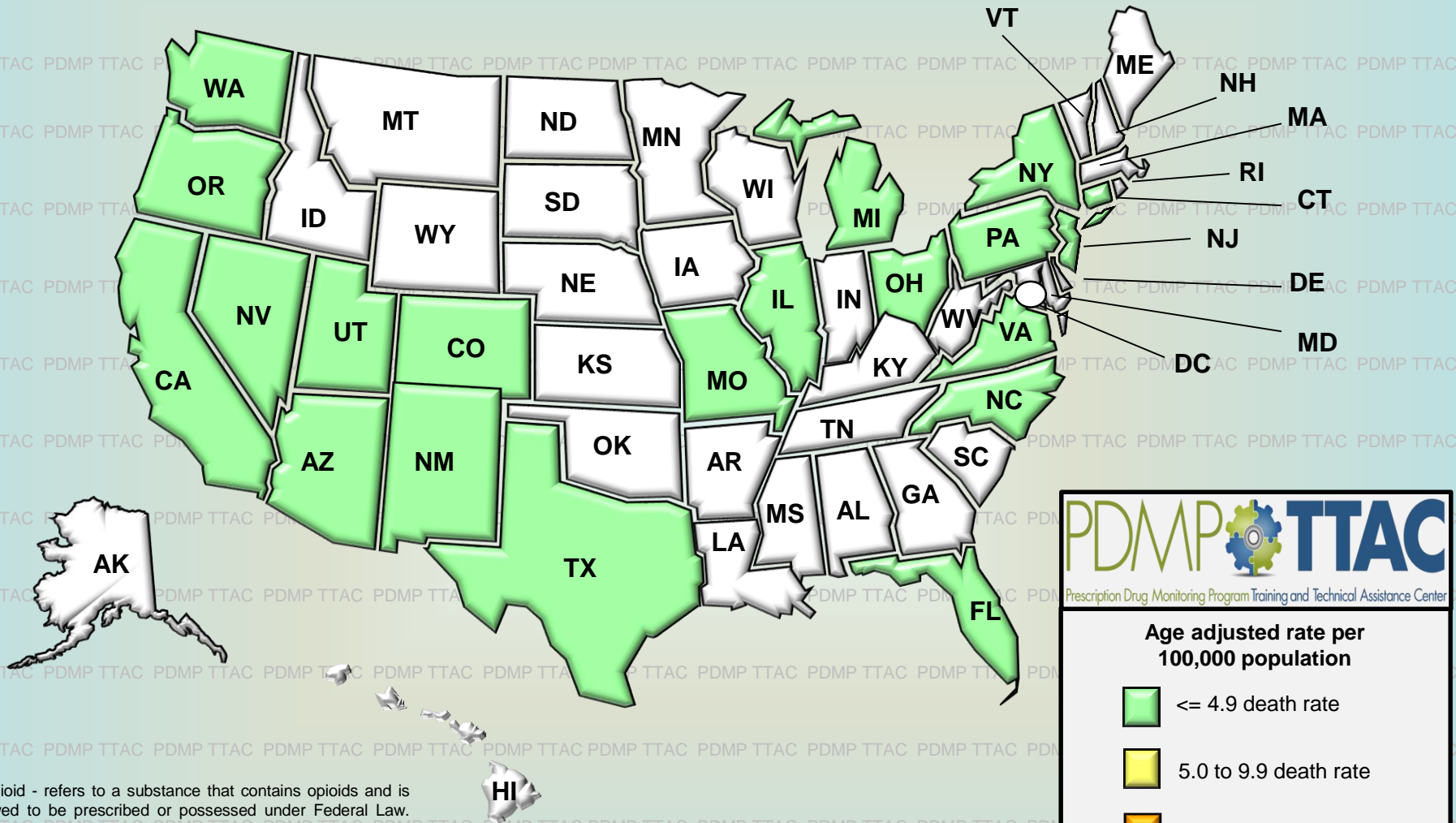
- <= 4.9 death rate
- 5.0 to 9.9 death rate
- 10.0 to 14.9 death rate
- >= 15.0 death rate
- Data unreliable or suppressed **

*Illicit Opioid - refers to a substance that contains opioids and is not allowed to be prescribed or possessed under Federal Law. Excludes prescription and unspecified drugs that contain an opioid.

**Death rates based on counts of less than twenty (death count < 20) are flagged as "Unreliable". A death rate based on fewer than 20 deaths has a relative standard error (RSE(R)) of 23 percent or more. A RES(R) of 23 percent is considered statistically unreliable. Death counts and death rates are "Suppressed" when the figure represents zero to nine (0-9) persons.

Source: Centers for Disease Control and Prevention, National Center for Health Statistics. Multiple Cause of Death 1999-2018 on CDC WONDER Online Database, released 2020. Data are from the Multiple Cause of Death Files, 1999-2018, as compiled from data provided by the 57 vital statistics jurisdictions through the Vital Statistics Cooperative Program.

1999 Death Rates for Illicit Opioid* Overdose by State



PDMP TTAC
 Prescription Drug Monitoring Program Training and Technical Assistance Center

Age adjusted rate per 100,000 population

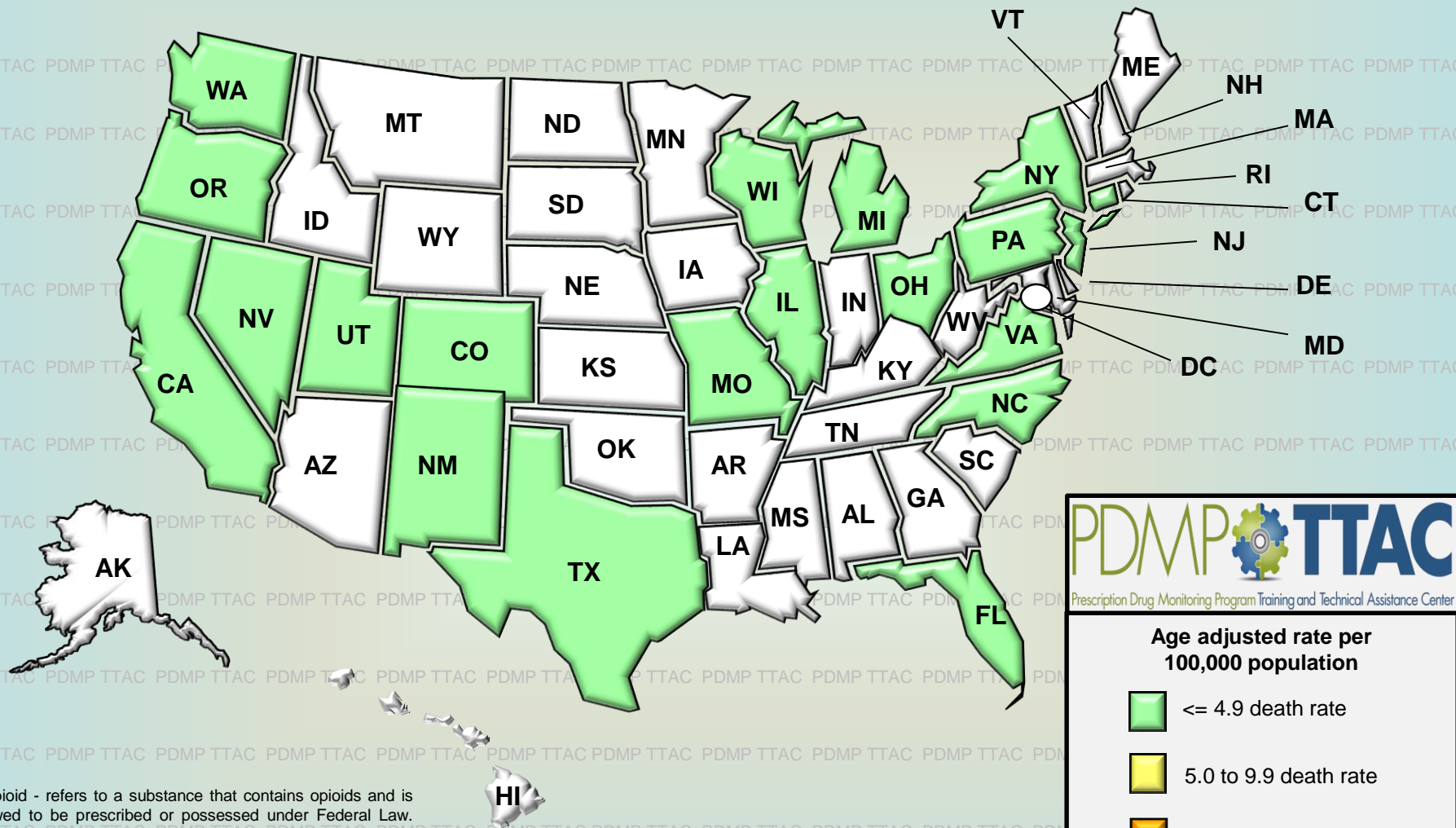
- <= 4.9 death rate
- 5.0 to 9.9 death rate
- 10.0 to 14.9 death rate
- >= 15.0 death rate
- Data unreliable or suppressed **

*Illicit Opioid - refers to a substance that contains opioids and is not allowed to be prescribed or possessed under Federal Law. Excludes prescription and unspecified drugs that contain an opioid.

**Death rates based on counts of less than twenty (death count < 20) are flagged as "Unreliable". A death rate based on fewer than 20 deaths has a relative standard error (RSE(R)) of 23 percent or more. A RES(R) of 23 percent is considered statistically unreliable. Death counts and death rates are "Suppressed" when the figure represents zero to nine (0-9) persons.

Source: Centers for Disease Control and Prevention, National Center for Health Statistics. Multiple Cause of Death 1999-2018 on CDC WONDER Online Database, released 2020. Data are from the Multiple Cause of Death Files, 1999-2018, as compiled from data provided by the 57 vital statistics jurisdictions through the Vital Statistics Cooperative Program.

2000 Death Rates for Illicit Opioid* Overdose by State



PDMP TTAC
 Prescription Drug Monitoring Program Training and Technical Assistance Center

Age adjusted rate per 100,000 population

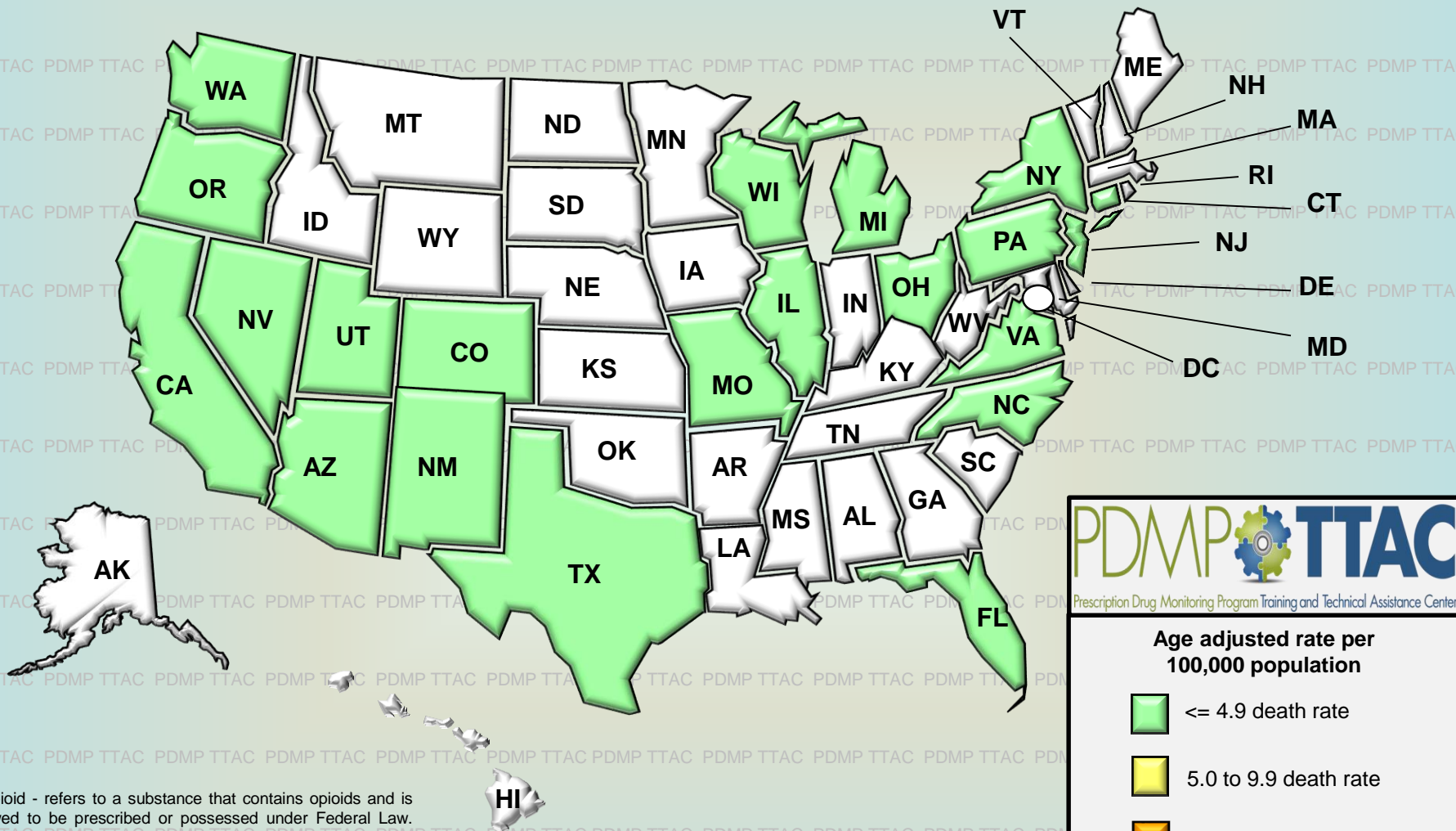
- <= 4.9 death rate
- 5.0 to 9.9 death rate
- 10.0 to 14.9 death rate
- >= 15.0 death rate
- Data unreliable or suppressed **

*Illicit Opioid - refers to a substance that contains opioids and is not allowed to be prescribed or possessed under Federal Law. Excludes prescription and unspecified drugs that contain an opioid.

**Death rates based on counts of less than twenty (death count < 20) are flagged as "Unreliable". A death rate based on fewer than 20 deaths has a relative standard error (RSE(R)) of 23 percent or more. A RES(R) of 23 percent is considered statistically unreliable. Death counts and death rates are "Suppressed" when the figure represents zero to nine (0-9) persons.

Source: Centers for Disease Control and Prevention, National Center for Health Statistics. Multiple Cause of Death 1999-2018 on CDC WONDER Online Database, released 2020. Data are from the Multiple Cause of Death Files, 1999-2018, as compiled from data provided by the 57 vital statistics jurisdictions through the Vital Statistics Cooperative Program.

2001 Death Rates for Illicit Opioid* Overdose by State



PDMP TTAC
 Prescription Drug Monitoring Program Training and Technical Assistance Center

Age adjusted rate per 100,000 population

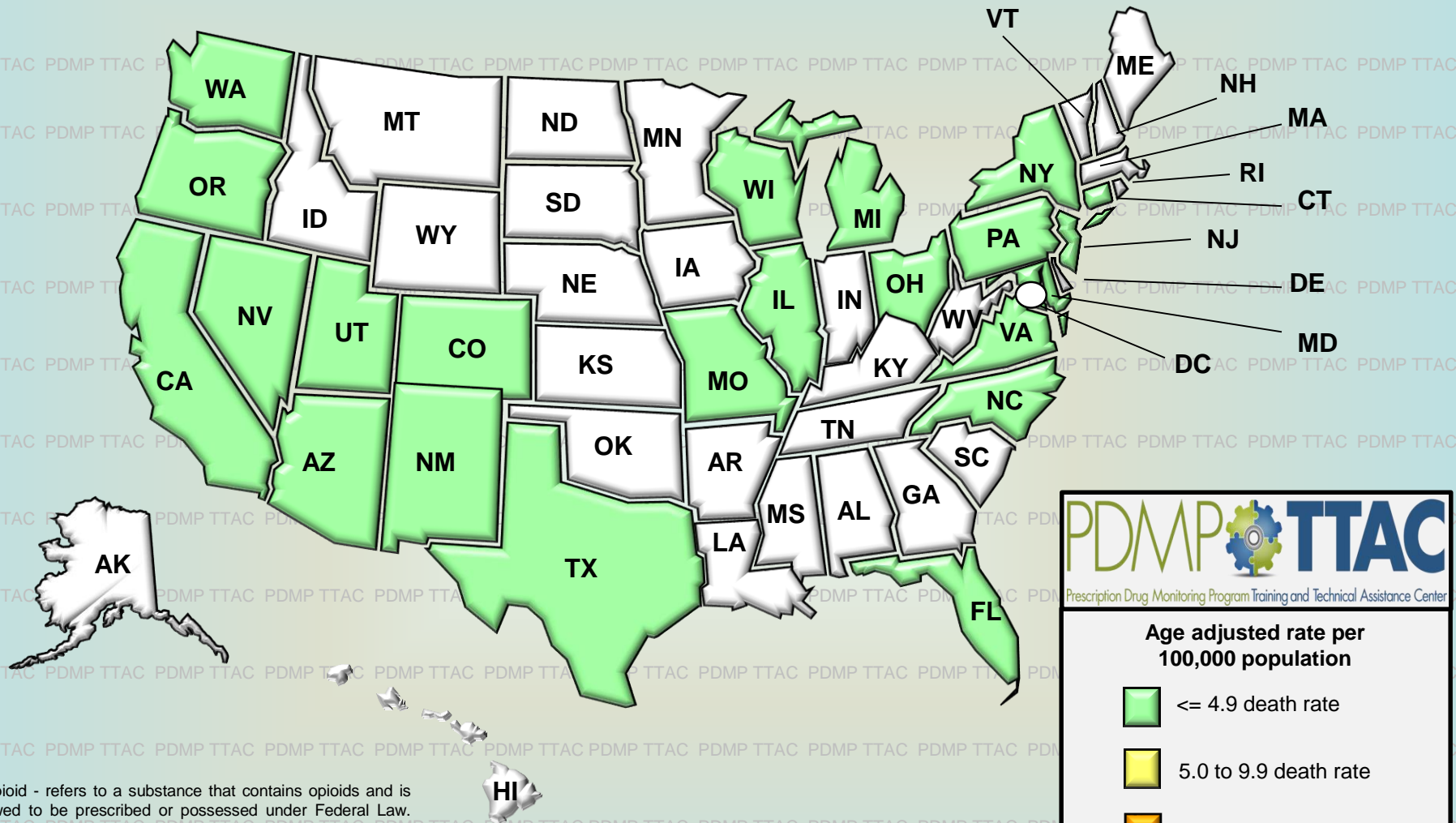
- <= 4.9 death rate
- 5.0 to 9.9 death rate
- 10.0 to 14.9 death rate
- >= 15.0 death rate
- Data unreliable or suppressed **

*Illicit Opioid - refers to a substance that contains opioids and is not allowed to be prescribed or possessed under Federal Law. Excludes prescription and unspecified drugs that contain an opioid.

**Death rates based on counts of less than twenty (death count < 20) are flagged as "Unreliable". A death rate based on fewer than 20 deaths has a relative standard error (RSE(R)) of 23 percent or more. A RES(R) of 23 percent is considered statistically unreliable. Death counts and death rates are "Suppressed" when the figure represents zero to nine (0-9) persons.

Source: Centers for Disease Control and Prevention, National Center for Health Statistics. Multiple Cause of Death 1999-2018 on CDC WONDER Online Database, released 2020. Data are from the Multiple Cause of Death Files, 1999-2018, as compiled from data provided by the 57 vital statistics jurisdictions through the Vital Statistics Cooperative Program.

2002 Death Rates for Illicit Opioid* Overdose by State



PDMP TTAC
 Prescription Drug Monitoring Program Training and Technical Assistance Center

Age adjusted rate per 100,000 population

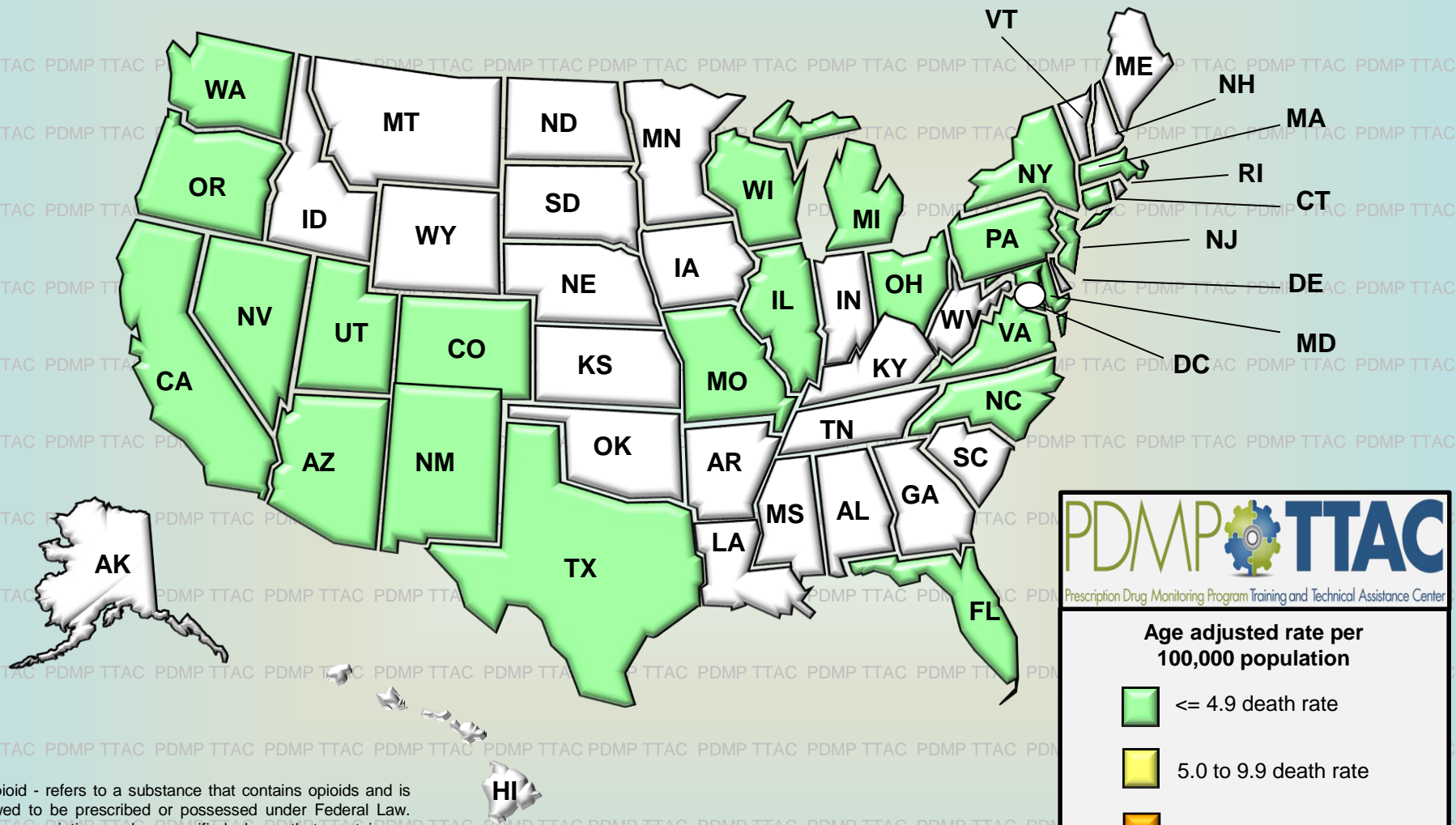
- <= 4.9 death rate
- 5.0 to 9.9 death rate
- 10.0 to 14.9 death rate
- >= 15.0 death rate
- Data unreliable or suppressed **

*Illicit Opioid - refers to a substance that contains opioids and is not allowed to be prescribed or possessed under Federal Law. Excludes prescription and unspecified drugs that contain an opioid.

**Death rates based on counts of less than twenty (death count < 20) are flagged as "Unreliable". A death rate based on fewer than 20 deaths has a relative standard error (RSE(R)) of 23 percent or more. A RES(R) of 23 percent is considered statistically unreliable. Death counts and death rates are "Suppressed" when the figure represents zero to nine (0-9) persons.

Source: Centers for Disease Control and Prevention, National Center for Health Statistics. Multiple Cause of Death 1999-2018 on CDC WONDER Online Database, released 2020. Data are from the Multiple Cause of Death Files, 1999-2018, as compiled from data provided by the 57 vital statistics jurisdictions through the Vital Statistics Cooperative Program.

2003 Death Rates for Illicit Opioid* Overdose by State



Prescription Drug Monitoring Program Training and Technical Assistance Center

Age adjusted rate per 100,000 population

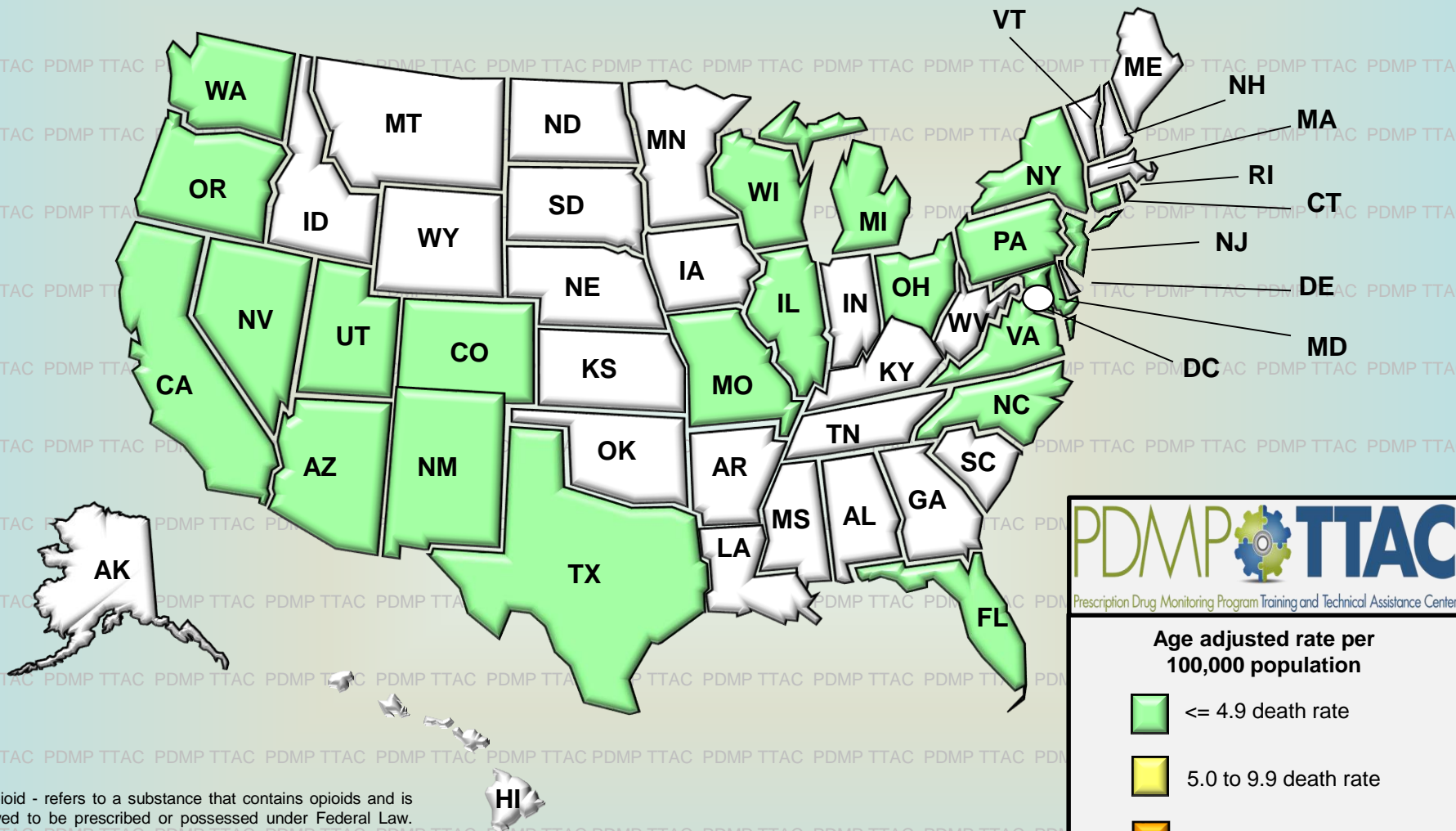
- <= 4.9 death rate
- 5.0 to 9.9 death rate
- 10.0 to 14.9 death rate
- >= 15.0 death rate
- Data unreliable or suppressed **

*Illicit Opioid - refers to a substance that contains opioids and is not allowed to be prescribed or possessed under Federal Law. Excludes prescription and unspecified drugs that contain an opioid.

**Death rates based on counts of less than twenty (death count < 20) are flagged as "Unreliable". A death rate based on fewer than 20 deaths has a relative standard error (RSE(R)) of 23 percent or more. A RES(R) of 23 percent is considered statistically unreliable. Death counts and death rates are "Suppressed" when the figure represents zero to nine (0-9) persons.

Source: Centers for Disease Control and Prevention, National Center for Health Statistics. Multiple Cause of Death 1999-2018 on CDC WONDER Online Database, released 2020. Data are from the Multiple Cause of Death Files, 1999-2018, as compiled from data provided by the 57 vital statistics jurisdictions through the Vital Statistics Cooperative Program.

2004 Death Rates for Illicit Opioid* Overdose by State



PDMP TTAC
 Prescription Drug Monitoring Program Training and Technical Assistance Center

Age adjusted rate per 100,000 population

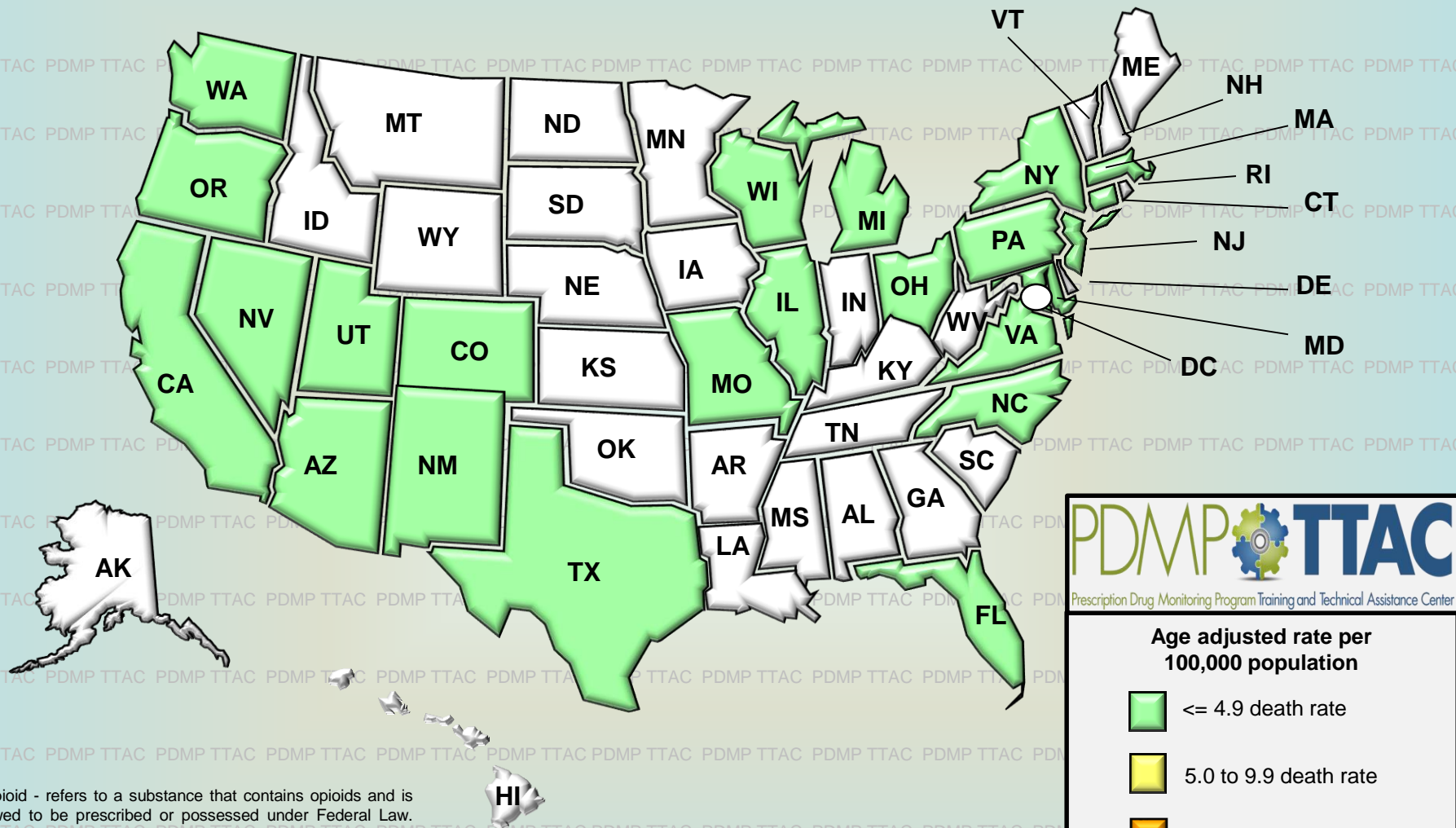
- <= 4.9 death rate
- 5.0 to 9.9 death rate
- 10.0 to 14.9 death rate
- >= 15.0 death rate
- Data unreliable or suppressed **

*Illicit Opioid - refers to a substance that contains opioids and is not allowed to be prescribed or possessed under Federal Law. Excludes prescription and unspecified drugs that contain an opioid.

**Death rates based on counts of less than twenty (death count < 20) are flagged as "Unreliable". A death rate based on fewer than 20 deaths has a relative standard error (RSE(R)) of 23 percent or more. A RES(R) of 23 percent is considered statistically unreliable. Death counts and death rates are "Suppressed" when the figure represents zero to nine (0-9) persons.

Source: Centers for Disease Control and Prevention, National Center for Health Statistics. Multiple Cause of Death 1999-2018 on CDC WONDER Online Database, released 2020. Data are from the Multiple Cause of Death Files, 1999-2018, as compiled from data provided by the 57 vital statistics jurisdictions through the Vital Statistics Cooperative Program.

2005 Death Rates for Illicit Opioid* Overdose by State



PDMP TTAC
 Prescription Drug Monitoring Program Training and Technical Assistance Center

Age adjusted rate per 100,000 population

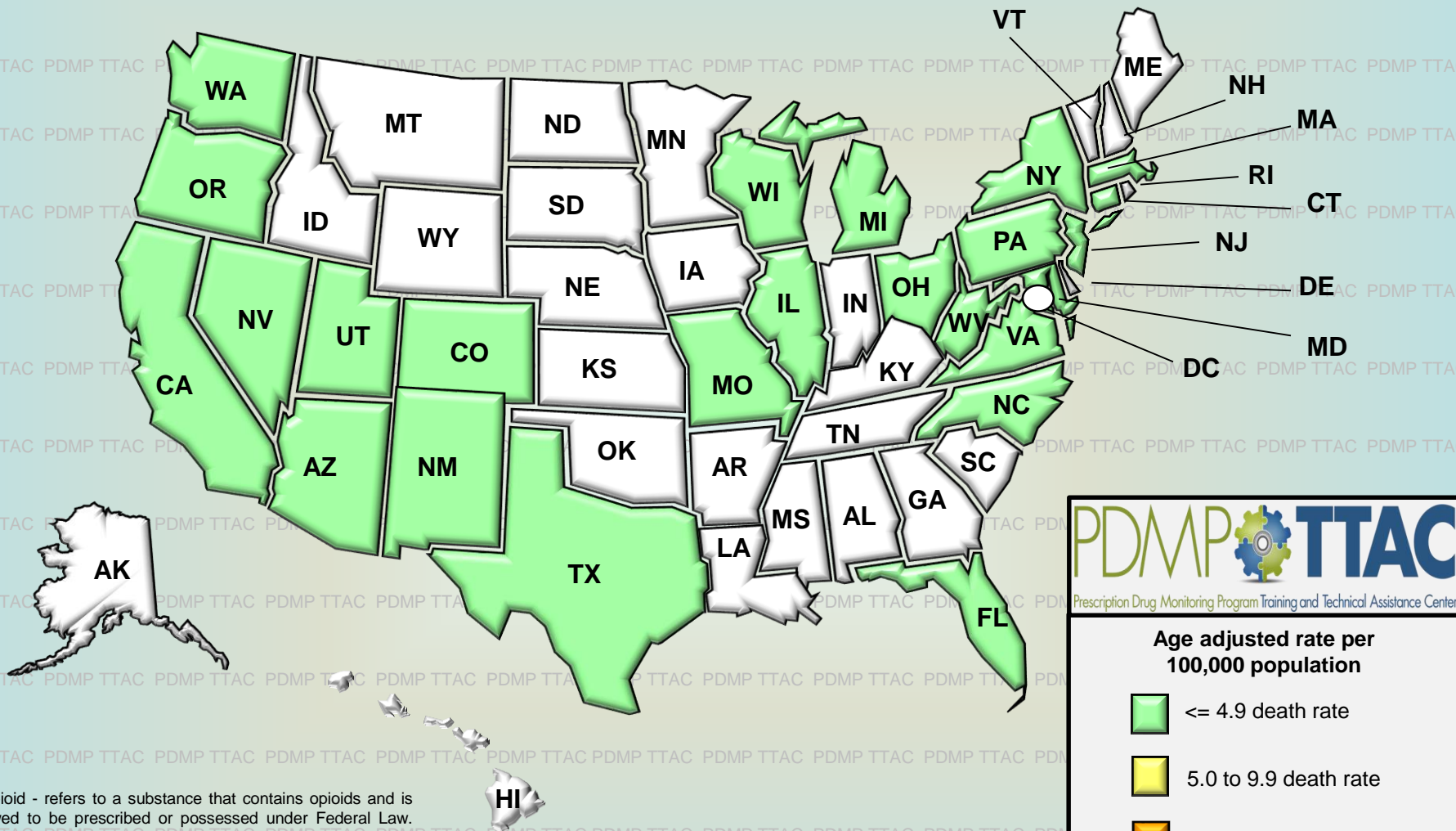
- <= 4.9 death rate
- 5.0 to 9.9 death rate
- 10.0 to 14.9 death rate
- >= 15.0 death rate
- Data unreliable or suppressed **

*Illicit Opioid - refers to a substance that contains opioids and is not allowed to be prescribed or possessed under Federal Law. Excludes prescription and unspecified drugs that contain an opioid.

**Death rates based on counts of less than twenty (death count < 20) are flagged as "Unreliable". A death rate based on fewer than 20 deaths has a relative standard error (RSE(R)) of 23 percent or more. A RES(R) of 23 percent is considered statistically unreliable. Death counts and death rates are "Suppressed" when the figure represents zero to nine (0-9) persons.

Source: Centers for Disease Control and Prevention, National Center for Health Statistics. Multiple Cause of Death 1999-2018 on CDC WONDER Online Database, released 2020. Data are from the Multiple Cause of Death Files, 1999-2018, as compiled from data provided by the 57 vital statistics jurisdictions through the Vital Statistics Cooperative Program.

2007 Death Rates for Illicit Opioid* Overdose by State



PDMP TTAC
 Prescription Drug Monitoring Program Training and Technical Assistance Center

Age adjusted rate per 100,000 population

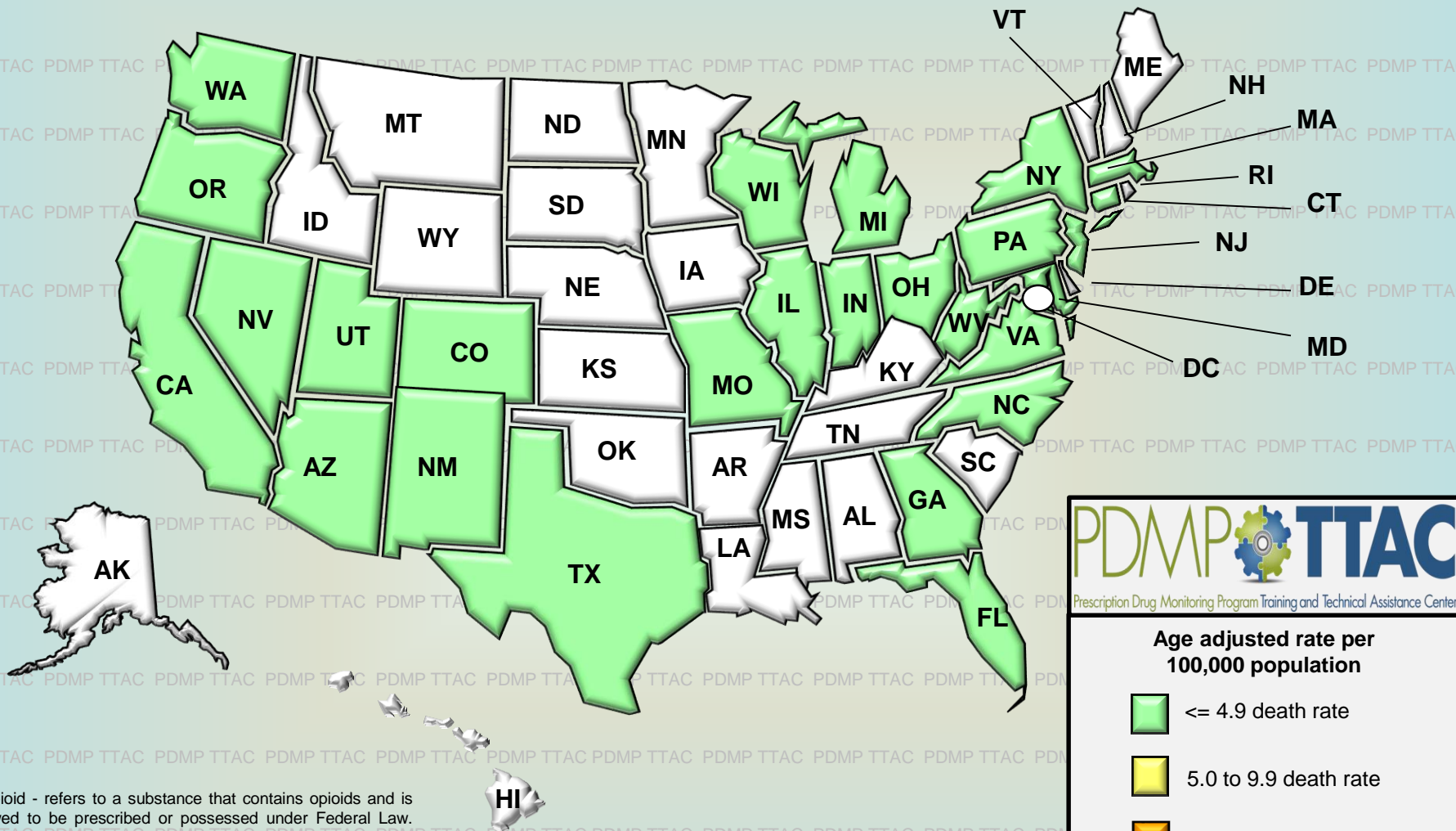
- <= 4.9 death rate
- 5.0 to 9.9 death rate
- 10.0 to 14.9 death rate
- >= 15.0 death rate
- Data unreliable or suppressed **

*Illicit Opioid - refers to a substance that contains opioids and is not allowed to be prescribed or possessed under Federal Law. Excludes prescription and unspecified drugs that contain an opioid.

**Death rates based on counts of less than twenty (death count < 20) are flagged as "Unreliable". A death rate based on fewer than 20 deaths has a relative standard error (RSE(R)) of 23 percent or more. A RES(R) of 23 percent is considered statistically unreliable. Death counts and death rates are "Suppressed" when the figure represents zero to nine (0-9) persons.

Source: Centers for Disease Control and Prevention, National Center for Health Statistics. Multiple Cause of Death 1999-2018 on CDC WONDER Online Database, released 2020. Data are from the Multiple Cause of Death Files, 1999-2018, as compiled from data provided by the 57 vital statistics jurisdictions through the Vital Statistics Cooperative Program.

2008 Death Rates for Illicit Opioid* Overdose by State



PDMP TTAC
 Prescription Drug Monitoring Program Training and Technical Assistance Center

Age adjusted rate per 100,000 population

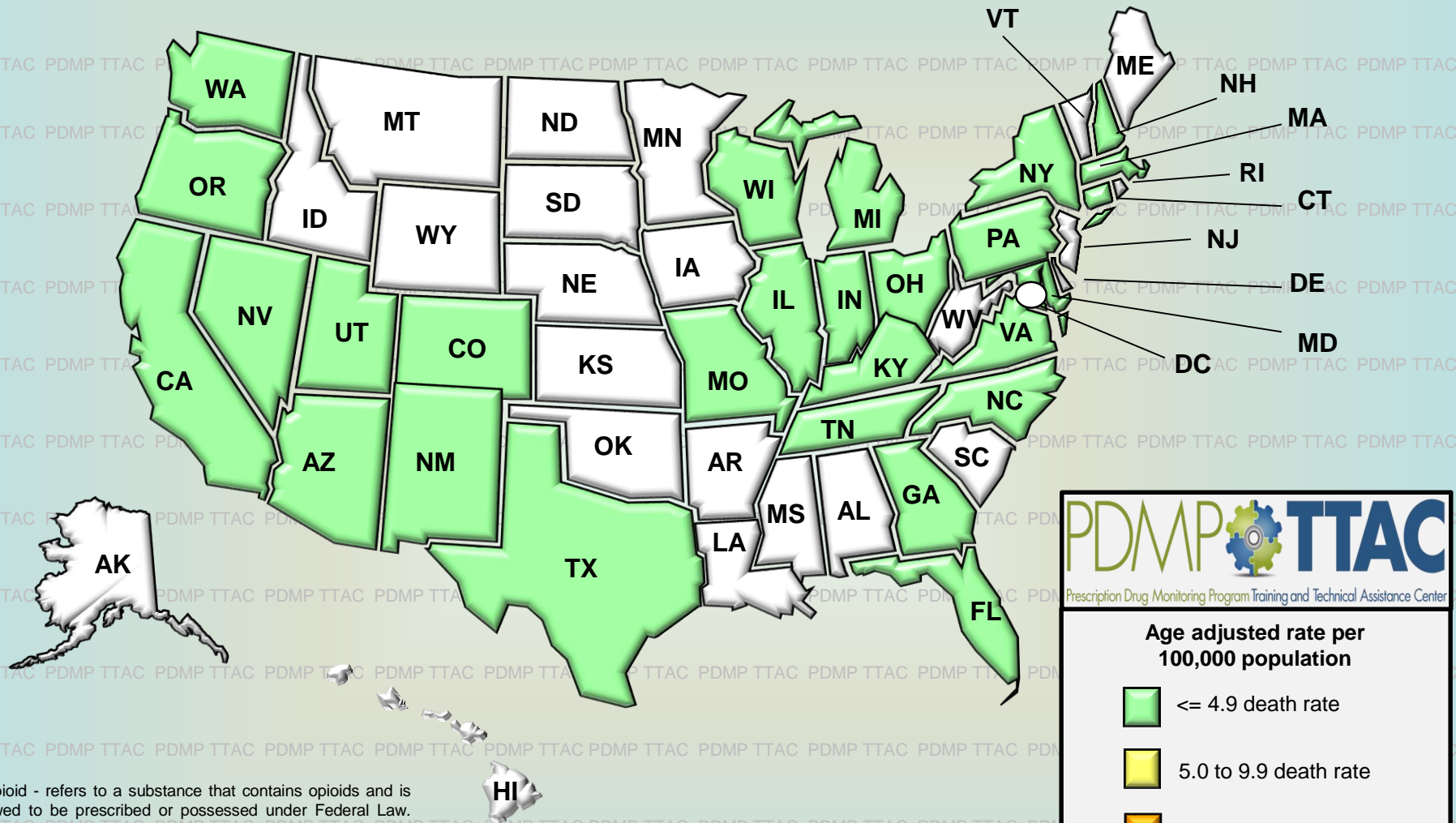
- <= 4.9 death rate
- 5.0 to 9.9 death rate
- 10.0 to 14.9 death rate
- >= 15.0 death rate
- Data unreliable or suppressed **

*Illicit Opioid - refers to a substance that contains opioids and is not allowed to be prescribed or possessed under Federal Law. Excludes prescription and unspecified drugs that contain an opioid.

**Death rates based on counts of less than twenty (death count < 20) are flagged as "Unreliable". A death rate based on fewer than 20 deaths has a relative standard error (RSE(R)) of 23 percent or more. A RES(R) of 23 percent is considered statistically unreliable. Death counts and death rates are "Suppressed" when the figure represents zero to nine (0-9) persons.

Source: Centers for Disease Control and Prevention, National Center for Health Statistics. Multiple Cause of Death 1999-2018 on CDC WONDER Online Database, released 2020. Data are from the Multiple Cause of Death Files, 1999-2018, as compiled from data provided by the 57 vital statistics jurisdictions through the Vital Statistics Cooperative Program.

2009 Death Rates for Illicit Opioid* Overdose by State



PDMP TTAC
 Prescription Drug Monitoring Program Training and Technical Assistance Center

Age adjusted rate per 100,000 population

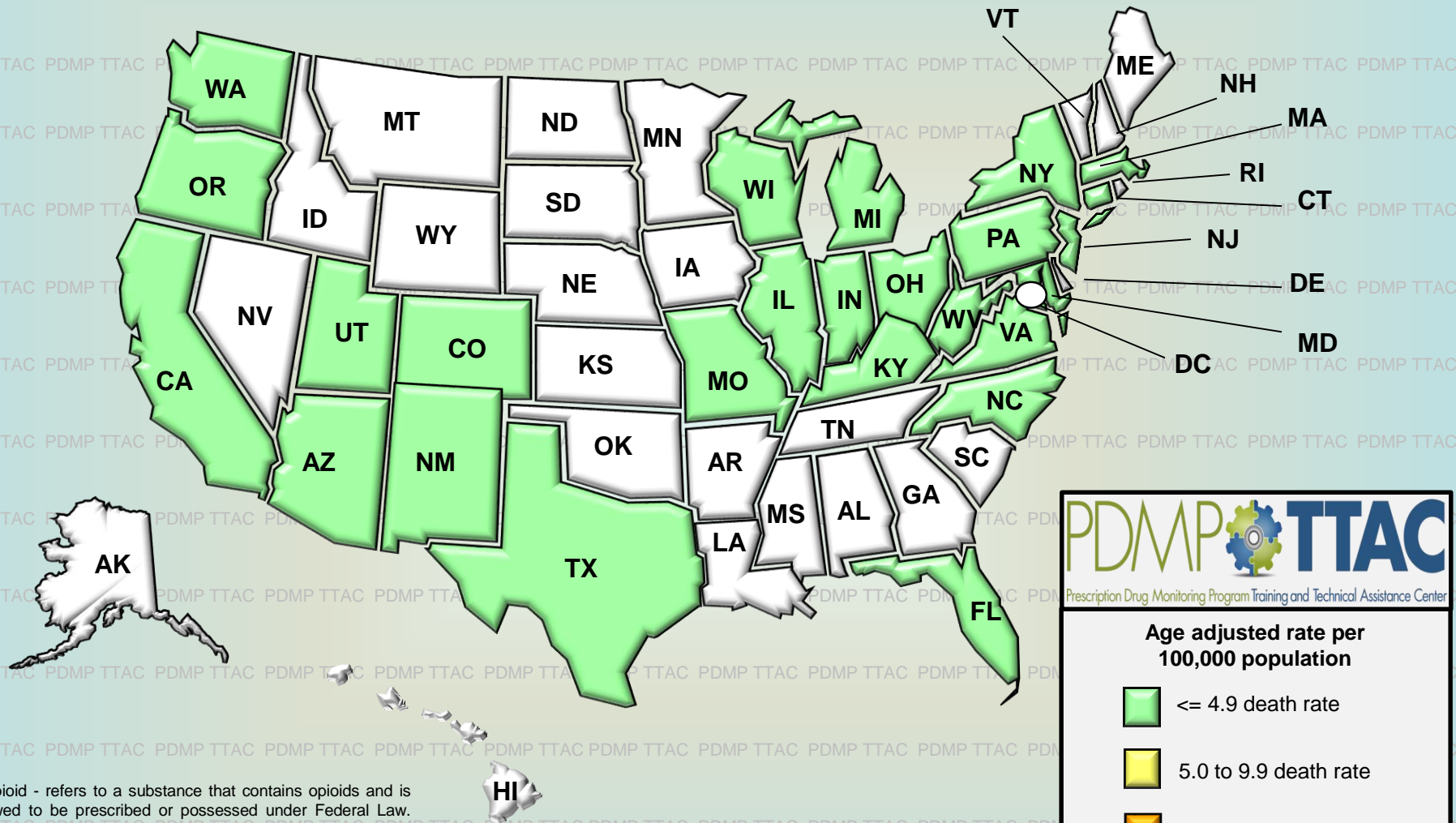
- ≤ 4.9 death rate
- 5.0 to 9.9 death rate
- 10.0 to 14.9 death rate
- ≥ 15.0 death rate
- Data unreliable or suppressed **

*Illicit Opioid - refers to a substance that contains opioids and is not allowed to be prescribed or possessed under Federal Law. Excludes prescription and unspecified drugs that contain an opioid.

**Death rates based on counts of less than twenty (death count < 20) are flagged as "Unreliable". A death rate based on fewer than 20 deaths has a relative standard error (RSE(R)) of 23 percent or more. A RES(R) of 23 percent is considered statistically unreliable. Death counts and death rates are "Suppressed" when the figure represents zero to nine (0-9) persons.

Source: Centers for Disease Control and Prevention, National Center for Health Statistics. Multiple Cause of Death 1999-2018 on CDC WONDER Online Database, released 2020. Data are from the Multiple Cause of Death Files, 1999-2018, as compiled from data provided by the 57 vital statistics jurisdictions through the Vital Statistics Cooperative Program.

2010 Death Rates for Illicit Opioid* Overdose by State



PDMP TTAC
 Prescription Drug Monitoring Program Training and Technical Assistance Center

Age adjusted rate per 100,000 population

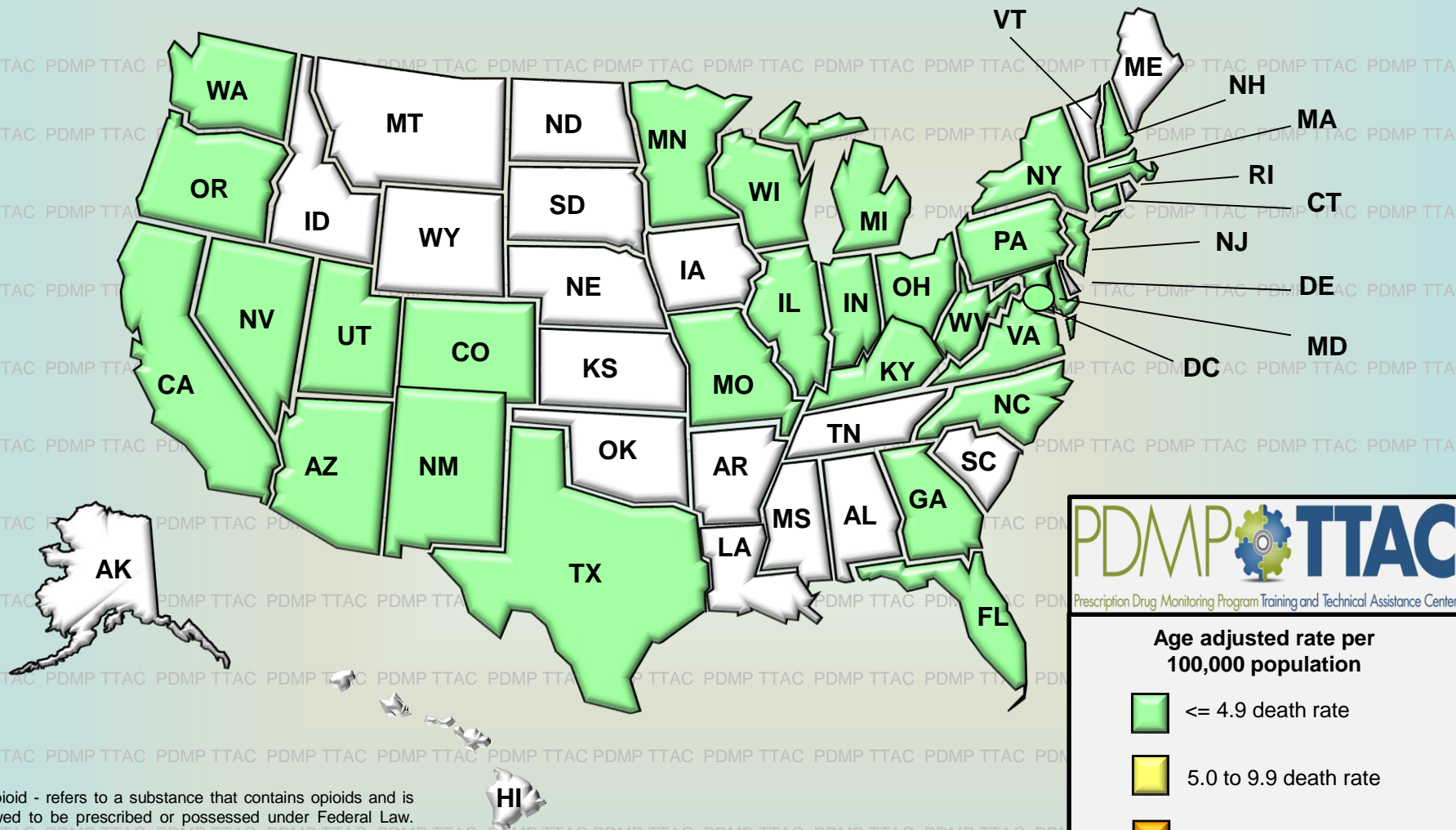
- <= 4.9 death rate
- 5.0 to 9.9 death rate
- 10.0 to 14.9 death rate
- >= 15.0 death rate
- Data unreliable or suppressed **

*Illicit Opioid - refers to a substance that contains opioids and is not allowed to be prescribed or possessed under Federal Law. Excludes prescription and unspecified drugs that contain an opioid.

**Death rates based on counts of less than twenty (death count < 20) are flagged as "Unreliable". A death rate based on fewer than 20 deaths has a relative standard error (RSE(R)) of 23 percent or more. A RES(R) of 23 percent is considered statistically unreliable. Death counts and death rates are "Suppressed" when the figure represents zero to nine (0-9) persons.

Source: Centers for Disease Control and Prevention, National Center for Health Statistics. Multiple Cause of Death 1999-2018 on CDC WONDER Online Database, released 2020. Data are from the Multiple Cause of Death Files, 1999-2018, as compiled from data provided by the 57 vital statistics jurisdictions through the Vital Statistics Cooperative Program.

2011 Death Rates for Illicit Opioid* Overdose by State



PDMP TTAC
 Prescription Drug Monitoring Program Training and Technical Assistance Center

Age adjusted rate per 100,000 population

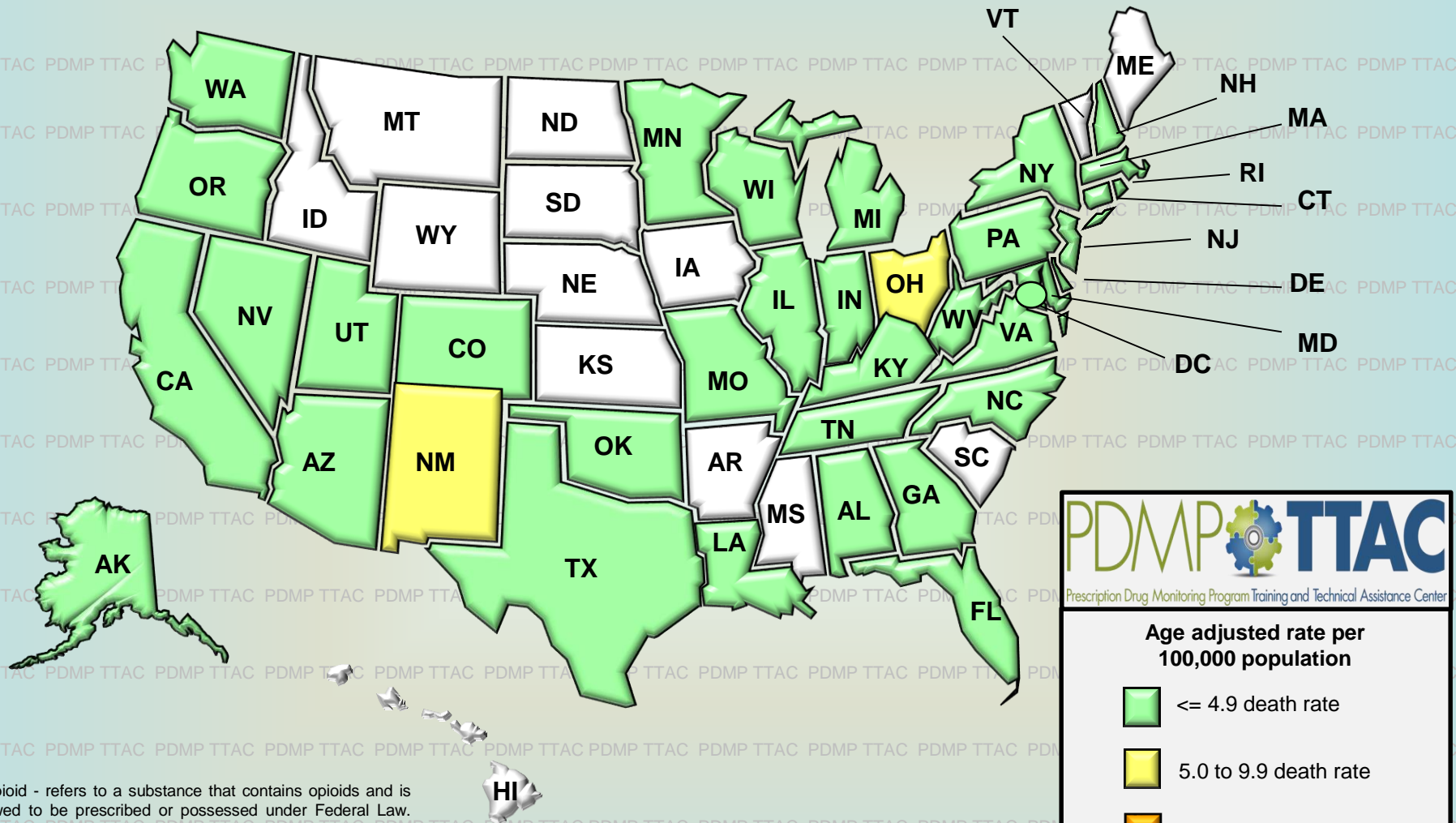
- <= 4.9 death rate
- 5.0 to 9.9 death rate
- 10.0 to 14.9 death rate
- >= 15.0 death rate
- Data unreliable or suppressed **

*Illicit Opioid - refers to a substance that contains opioids and is not allowed to be prescribed or possessed under Federal Law. Excludes prescription and unspecified drugs that contain an opioid.

**Death rates based on counts of less than twenty (death count < 20) are flagged as "Unreliable". A death rate based on fewer than 20 deaths has a relative standard error (RSE(R)) of 23 percent or more. A RES(R) of 23 percent is considered statistically unreliable. Death counts and death rates are "Suppressed" when the figure represents zero to nine (0-9) persons.

Source: Centers for Disease Control and Prevention, National Center for Health Statistics. Multiple Cause of Death 1999-2018 on CDC WONDER Online Database, released 2020. Data are from the Multiple Cause of Death Files, 1999-2018, as compiled from data provided by the 57 vital statistics jurisdictions through the Vital Statistics Cooperative Program.

2012 Death Rates for Illicit Opioid* Overdose by State



PDMP TTAC
 Prescription Drug Monitoring Program Training and Technical Assistance Center

Age adjusted rate per 100,000 population

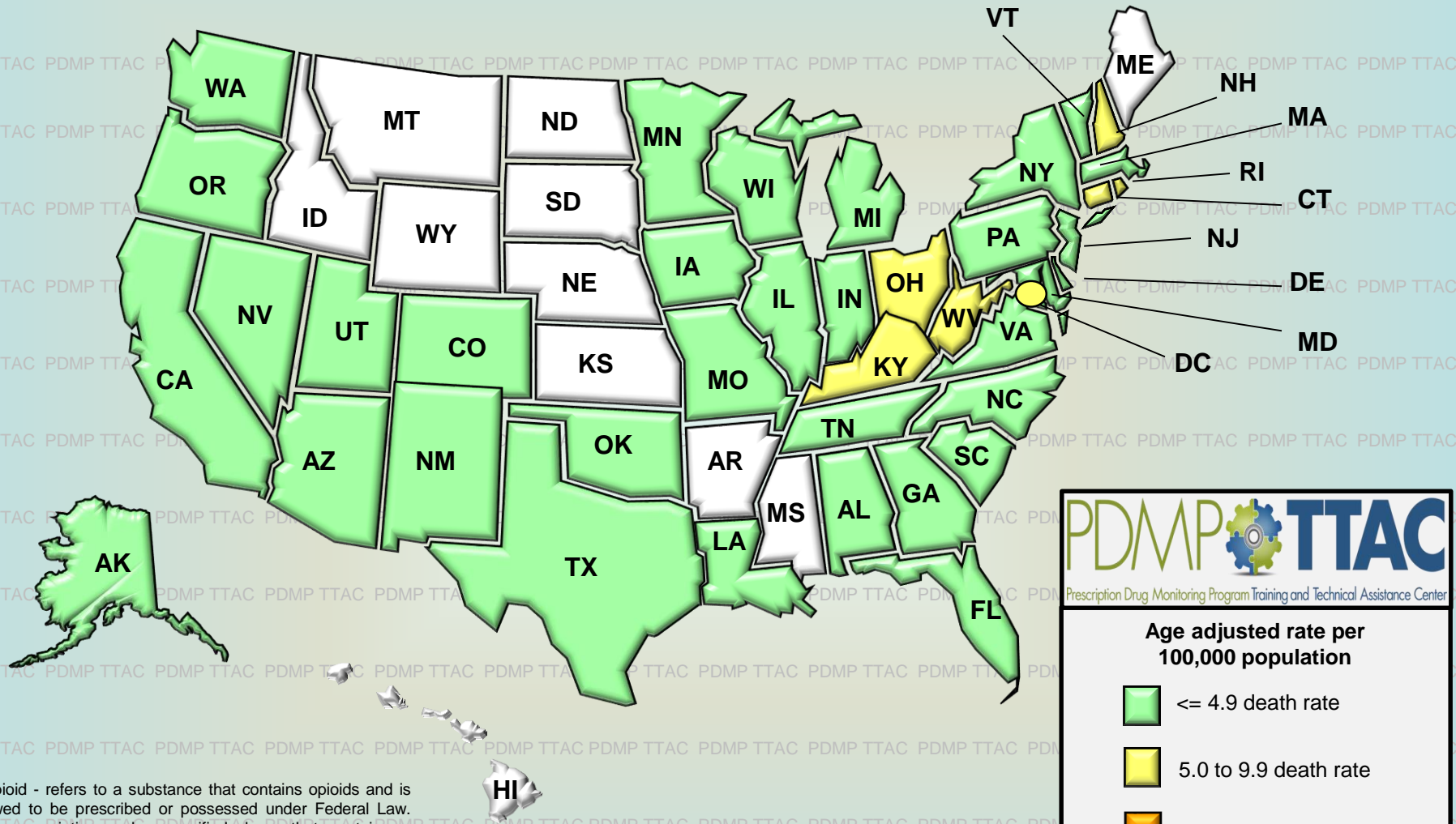
- <= 4.9 death rate
- 5.0 to 9.9 death rate
- 10.0 to 14.9 death rate
- >= 15.0 death rate
- Data unreliable or suppressed **

*Illicit Opioid - refers to a substance that contains opioids and is not allowed to be prescribed or possessed under Federal Law. Excludes prescription and unspecified drugs that contain an opioid.

**Death rates based on counts of less than twenty (death count < 20) are flagged as "Unreliable". A death rate based on fewer than 20 deaths has a relative standard error (RSE(R)) of 23 percent or more. A RES(R) of 23 percent is considered statistically unreliable. Death counts and death rates are "Suppressed" when the figure represents zero to nine (0-9) persons.

Source: Centers for Disease Control and Prevention, National Center for Health Statistics. Multiple Cause of Death 1999-2018 on CDC WONDER Online Database, released 2020. Data are from the Multiple Cause of Death Files, 1999-2018, as compiled from data provided by the 57 vital statistics jurisdictions through the Vital Statistics Cooperative Program.

2013 Death Rates for Illicit Opioid* Overdose by State



PDMP TTAC
 Prescription Drug Monitoring Program Training and Technical Assistance Center

Age adjusted rate per 100,000 population

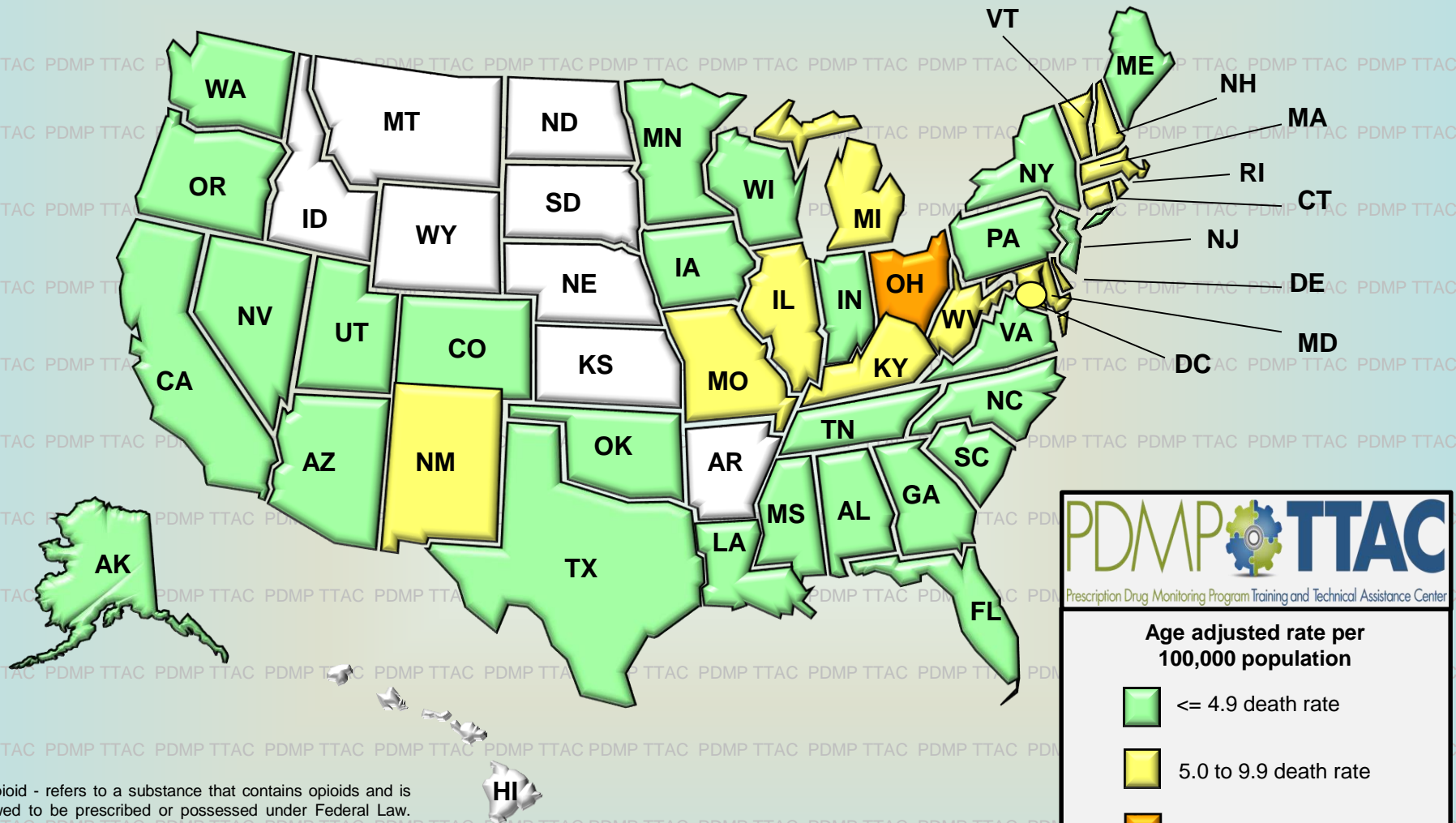
- <= 4.9 death rate
- 5.0 to 9.9 death rate
- 10.0 to 14.9 death rate
- >= 15.0 death rate
- Data unreliable or suppressed **

*Illicit Opioid - refers to a substance that contains opioids and is not allowed to be prescribed or possessed under Federal Law. Excludes prescription and unspecified drugs that contain an opioid.

**Death rates based on counts of less than twenty (death count < 20) are flagged as "Unreliable". A death rate based on fewer than 20 deaths has a relative standard error (RSE(R)) of 23 percent or more. A RES(R) of 23 percent is considered statistically unreliable. Death counts and death rates are "Suppressed" when the figure represents zero to nine (0-9) persons.

Source: Centers for Disease Control and Prevention, National Center for Health Statistics. Multiple Cause of Death 1999-2018 on CDC WONDER Online Database, released 2020. Data are from the Multiple Cause of Death Files, 1999-2018, as compiled from data provided by the 57 vital statistics jurisdictions through the Vital Statistics Cooperative Program.

2014 Death Rates for Illicit Opioid* Overdose by State



PDMP TTAC
 Prescription Drug Monitoring Program Training and Technical Assistance Center

Age adjusted rate per 100,000 population

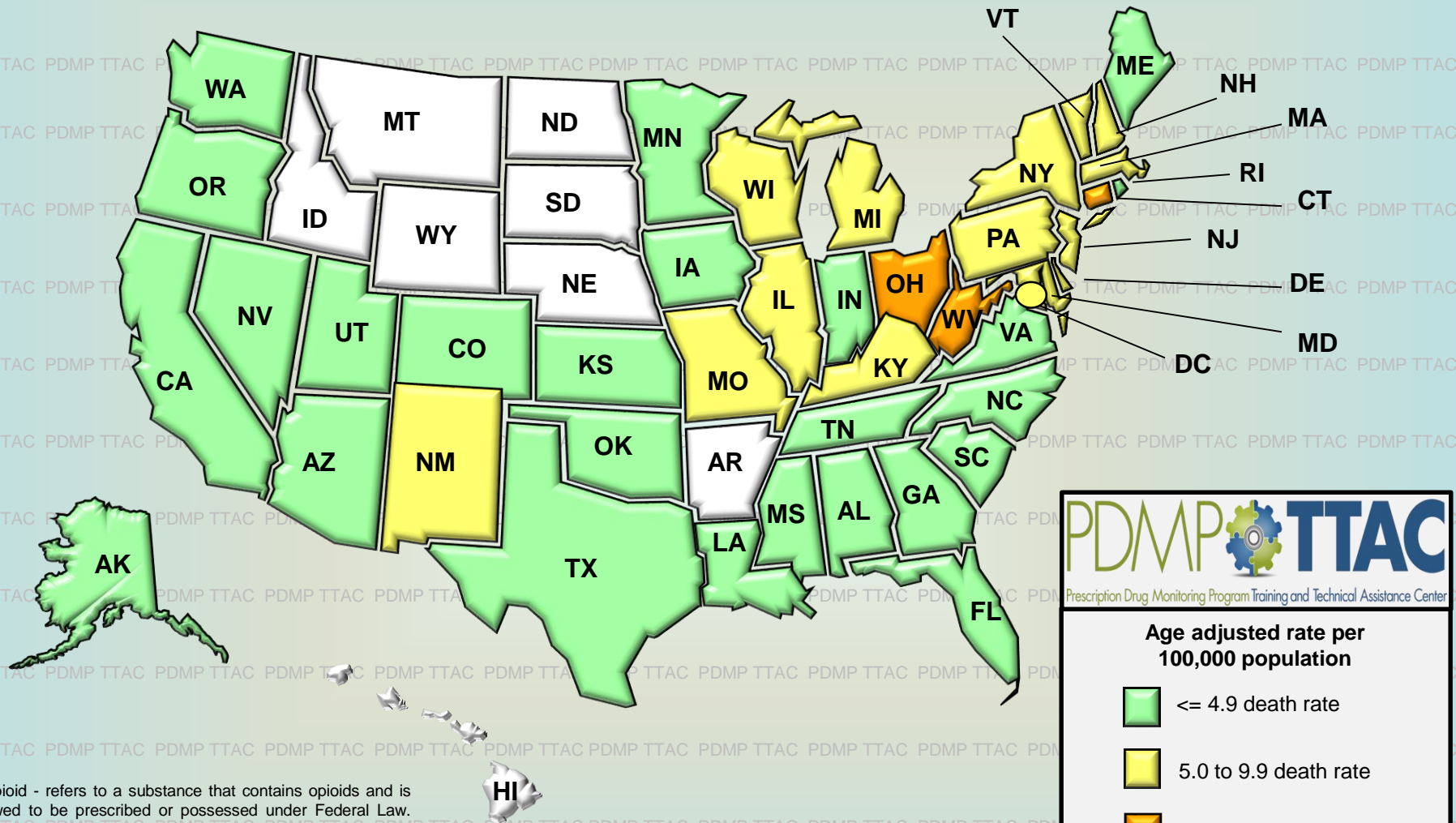
- <= 4.9 death rate
- 5.0 to 9.9 death rate
- 10.0 to 14.9 death rate
- >= 15.0 death rate
- Data unreliable or suppressed **

*Illicit Opioid - refers to a substance that contains opioids and is not allowed to be prescribed or possessed under Federal Law. Excludes prescription and unspecified drugs that contain an opioid.

**Death rates based on counts of less than twenty (death count < 20) are flagged as "Unreliable". A death rate based on fewer than 20 deaths has a relative standard error (RSE(R)) of 23 percent or more. A RES(R) of 23 percent is considered statistically unreliable. Death counts and death rates are "Suppressed" when the figure represents zero to nine (0-9) persons.

Source: Centers for Disease Control and Prevention, National Center for Health Statistics. Multiple Cause of Death 1999-2018 on CDC WONDER Online Database, released 2020. Data are from the Multiple Cause of Death Files, 1999-2018, as compiled from data provided by the 57 vital statistics jurisdictions through the Vital Statistics Cooperative Program.

2015 Death Rates for Illicit Opioid* Overdose by State



PDMP TTAC
 Prescription Drug Monitoring Program Training and Technical Assistance Center

Age adjusted rate per 100,000 population

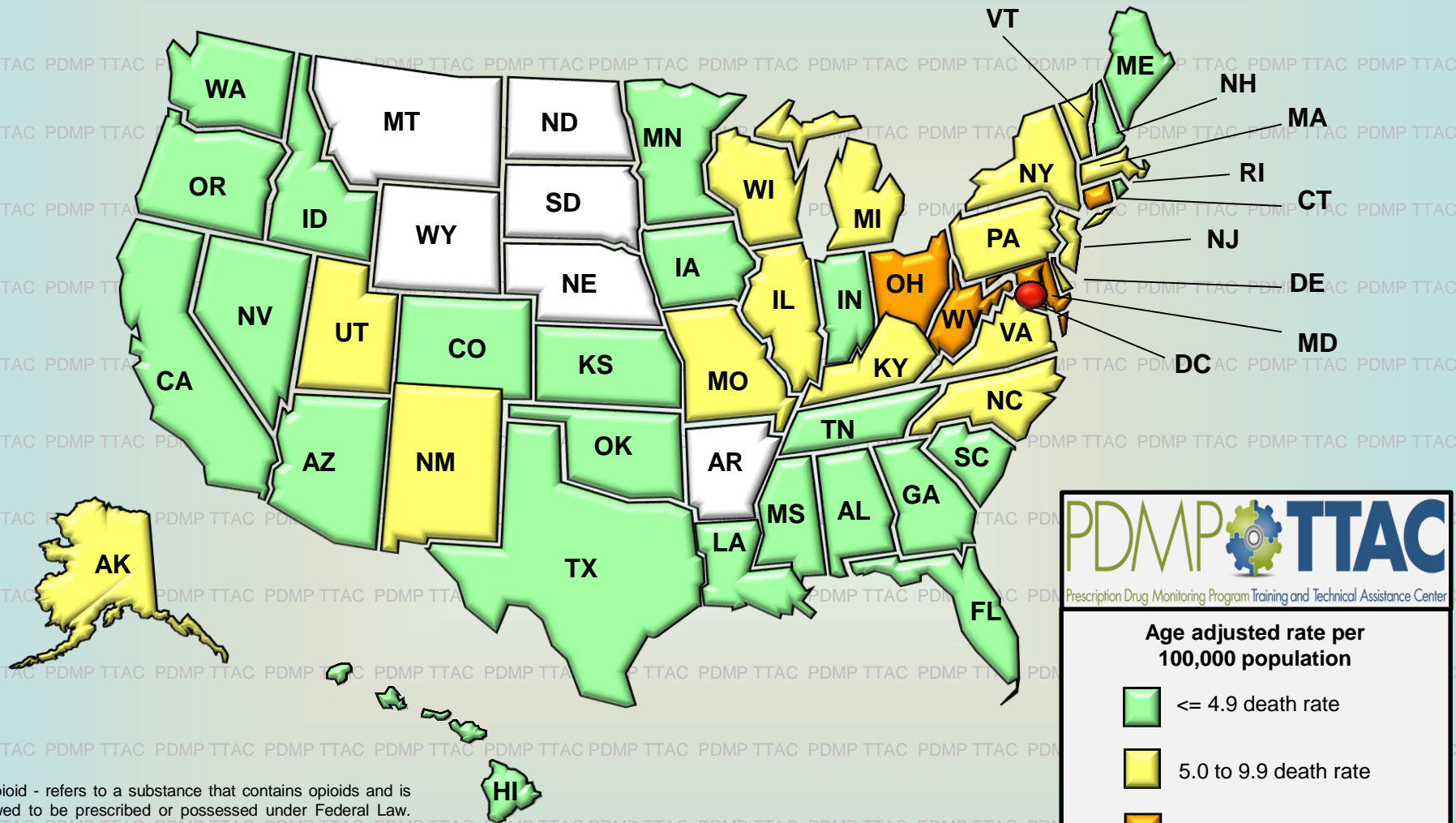
- <= 4.9 death rate
- 5.0 to 9.9 death rate
- 10.0 to 14.9 death rate
- >= 15.0 death rate
- Data unreliable or suppressed **

*Illicit Opioid - refers to a substance that contains opioids and is not allowed to be prescribed or possessed under Federal Law. Excludes prescription and unspecified drugs that contain an opioid.

**Death rates based on counts of less than twenty (death count < 20) are flagged as "Unreliable". A death rate based on fewer than 20 deaths has a relative standard error (RSE(R)) of 23 percent or more. A RES(R) of 23 percent is considered statistically unreliable. Death counts and death rates are "Suppressed" when the figure represents zero to nine (0-9) persons.

Source: Centers for Disease Control and Prevention, National Center for Health Statistics. Multiple Cause of Death 1999-2018 on CDC WONDER Online Database, released 2020. Data are from the Multiple Cause of Death Files, 1999-2018, as compiled from data provided by the 57 vital statistics jurisdictions through the Vital Statistics Cooperative Program.

2016 Death Rates for Illicit Opioid* Overdose by State



PDMP TTAC
 Prescription Drug Monitoring Program Training and Technical Assistance Center

Age adjusted rate per 100,000 population

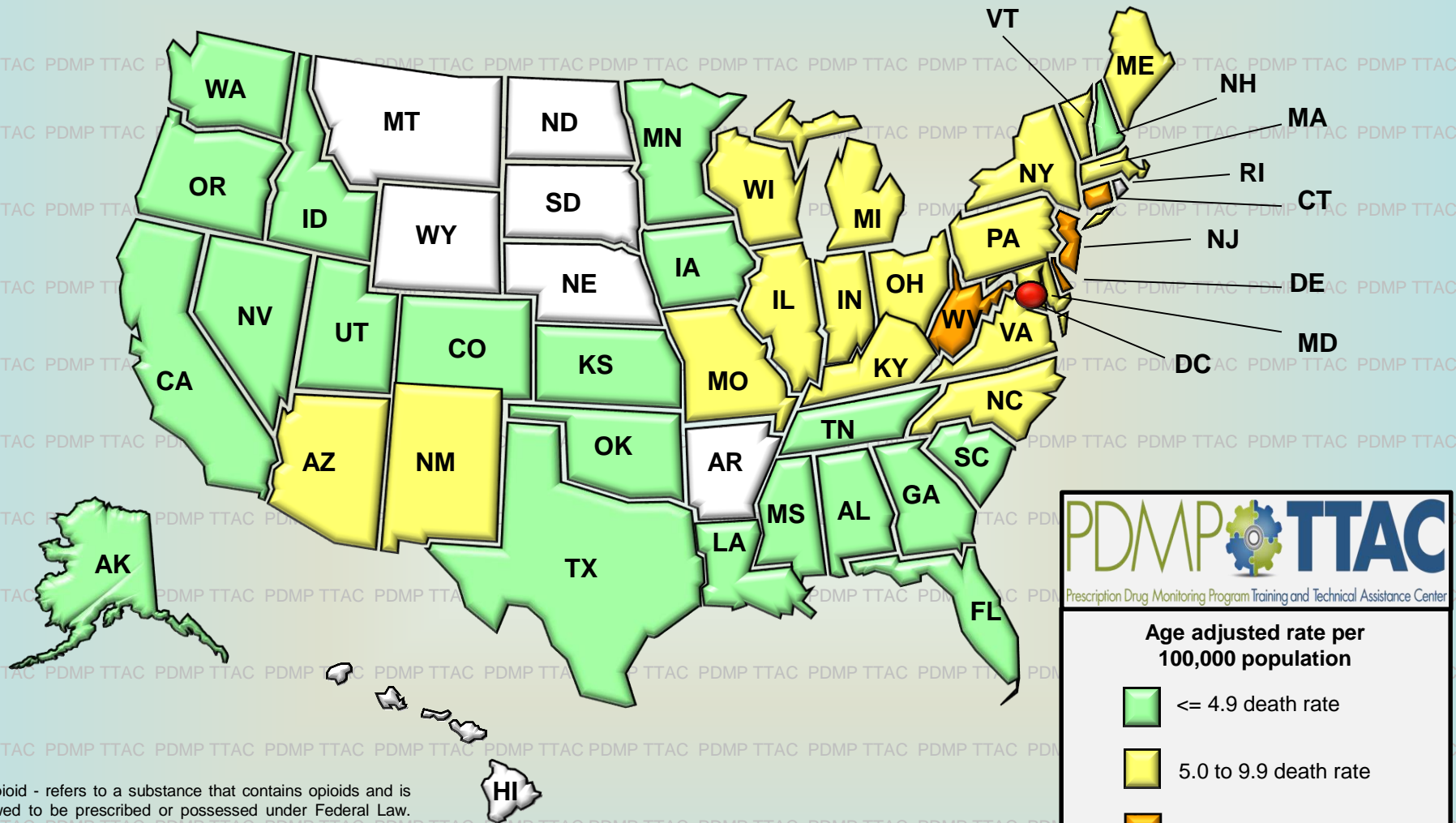
- <= 4.9 death rate
- 5.0 to 9.9 death rate
- 10.0 to 14.9 death rate
- >= 15.0 death rate
- Data unreliable or suppressed **

*Illicit Opioid - refers to a substance that contains opioids and is not allowed to be prescribed or possessed under Federal Law. Excludes prescription and unspecified drugs that contain an opioid.

**Death rates based on counts of less than twenty (death count < 20) are flagged as "Unreliable". A death rate based on fewer than 20 deaths has a relative standard error (RSE(R)) of 23 percent or more. A RES(R) of 23 percent is considered statistically unreliable. Death counts and death rates are "Suppressed" when the figure represents zero to nine (0-9) persons.

Source: Centers for Disease Control and Prevention, National Center for Health Statistics. Multiple Cause of Death 1999-2018 on CDC WONDER Online Database, released 2020. Data are from the Multiple Cause of Death Files, 1999-2018, as compiled from data provided by the 57 vital statistics jurisdictions through the Vital Statistics Cooperative Program.

2017 Death Rates for Illicit Opioid* Overdose by State



PDMP TTAC
 Prescription Drug Monitoring Program Training and Technical Assistance Center

Age adjusted rate per 100,000 population

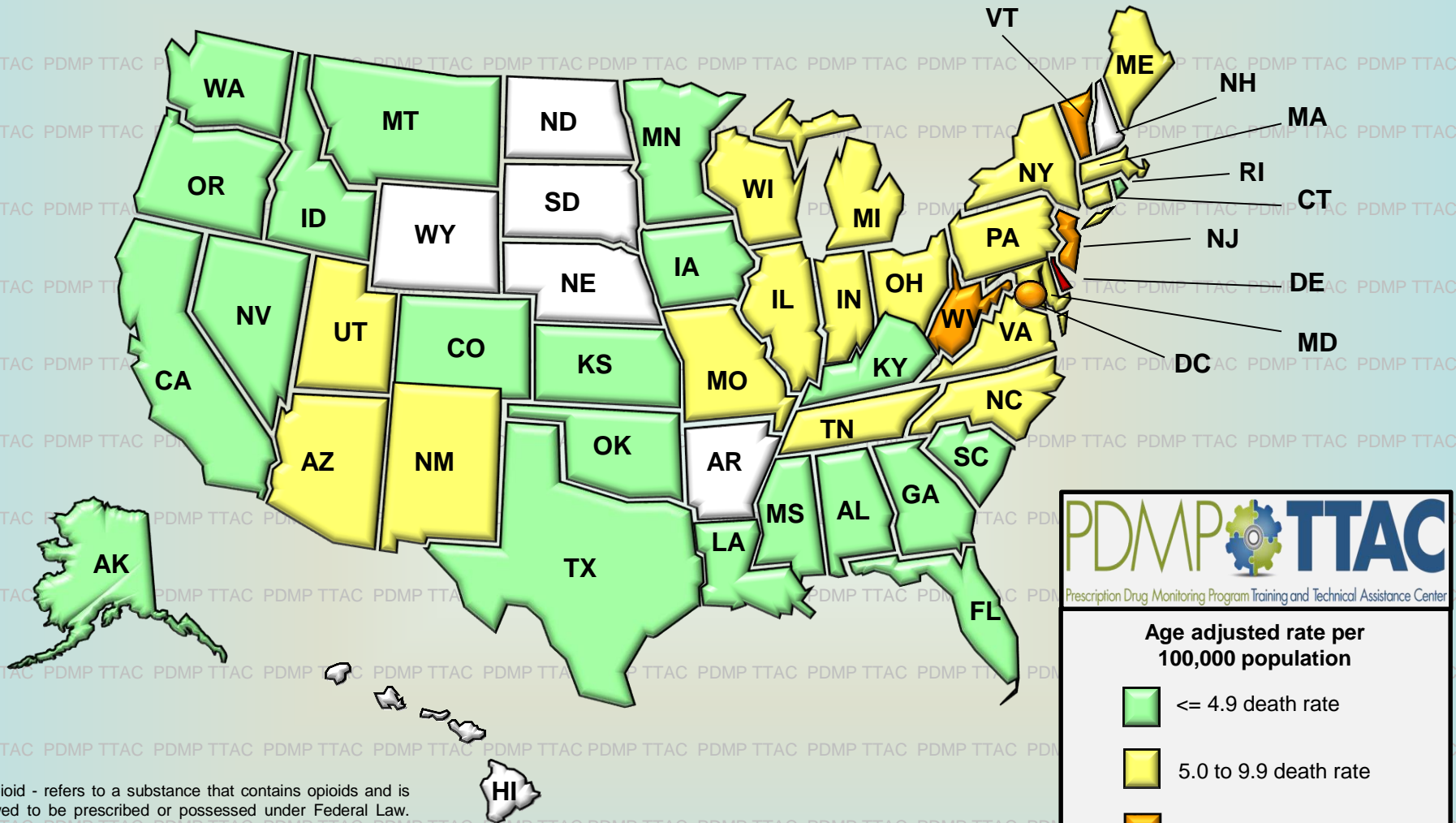
- <= 4.9 death rate
- 5.0 to 9.9 death rate
- 10.0 to 14.9 death rate
- >= 15.0 death rate
- Data unreliable or suppressed **

*Illicit Opioid - refers to a substance that contains opioids and is not allowed to be prescribed or possessed under Federal Law. Excludes prescription and unspecified drugs that contain an opioid.

**Death rates based on counts of less than twenty (death count < 20) are flagged as "Unreliable". A death rate based on fewer than 20 deaths has a relative standard error (RSE(R)) of 23 percent or more. A RES(R) of 23 percent is considered statistically unreliable. Death counts and death rates are "Suppressed" when the figure represents zero to nine (0-9) persons.

Source: Centers for Disease Control and Prevention, National Center for Health Statistics. Multiple Cause of Death 1999-2018 on CDC WONDER Online Database, released 2020. Data are from the Multiple Cause of Death Files, 1999-2018, as compiled from data provided by the 57 vital statistics jurisdictions through the Vital Statistics Cooperative Program.

2018 Death Rates for Illicit Opioid* Overdose by State



PDMP TTAC
 Prescription Drug Monitoring Program Training and Technical Assistance Center

Age adjusted rate per 100,000 population

- <= 4.9 death rate
- 5.0 to 9.9 death rate
- 10.0 to 14.9 death rate
- >= 15.0 death rate
- Data unreliable or suppressed **

*Illicit Opioid - refers to a substance that contains opioids and is not allowed to be prescribed or possessed under Federal Law. Excludes prescription and unspecified drugs that contain an opioid.

**Death rates based on counts of less than twenty (death count < 20) are flagged as "Unreliable". A death rate based on fewer than 20 deaths has a relative standard error (RSE(R)) of 23 percent or more. A RES(R) of 23 percent is considered statistically unreliable. Death counts and death rates are "Suppressed" when the figure represents zero to nine (0-9) persons.

Source: Centers for Disease Control and Prevention, National Center for Health Statistics. Multiple Cause of Death 1999-2018 on CDC WONDER Online Database, released 2020. Data are from the Multiple Cause of Death Files, 1999-2018, as compiled from data provided by the 57 vital statistics jurisdictions through the Vital Statistics Cooperative Program.